BIO



Ana Laura Brizuela (1986)

International Master’s Degree in BIM Project Management (2026) - HBIM

Architect, Universidad Católica de Córdoba (2009).

Architectural discipline modeling performed in Revit with cloud collaboration through ACC.

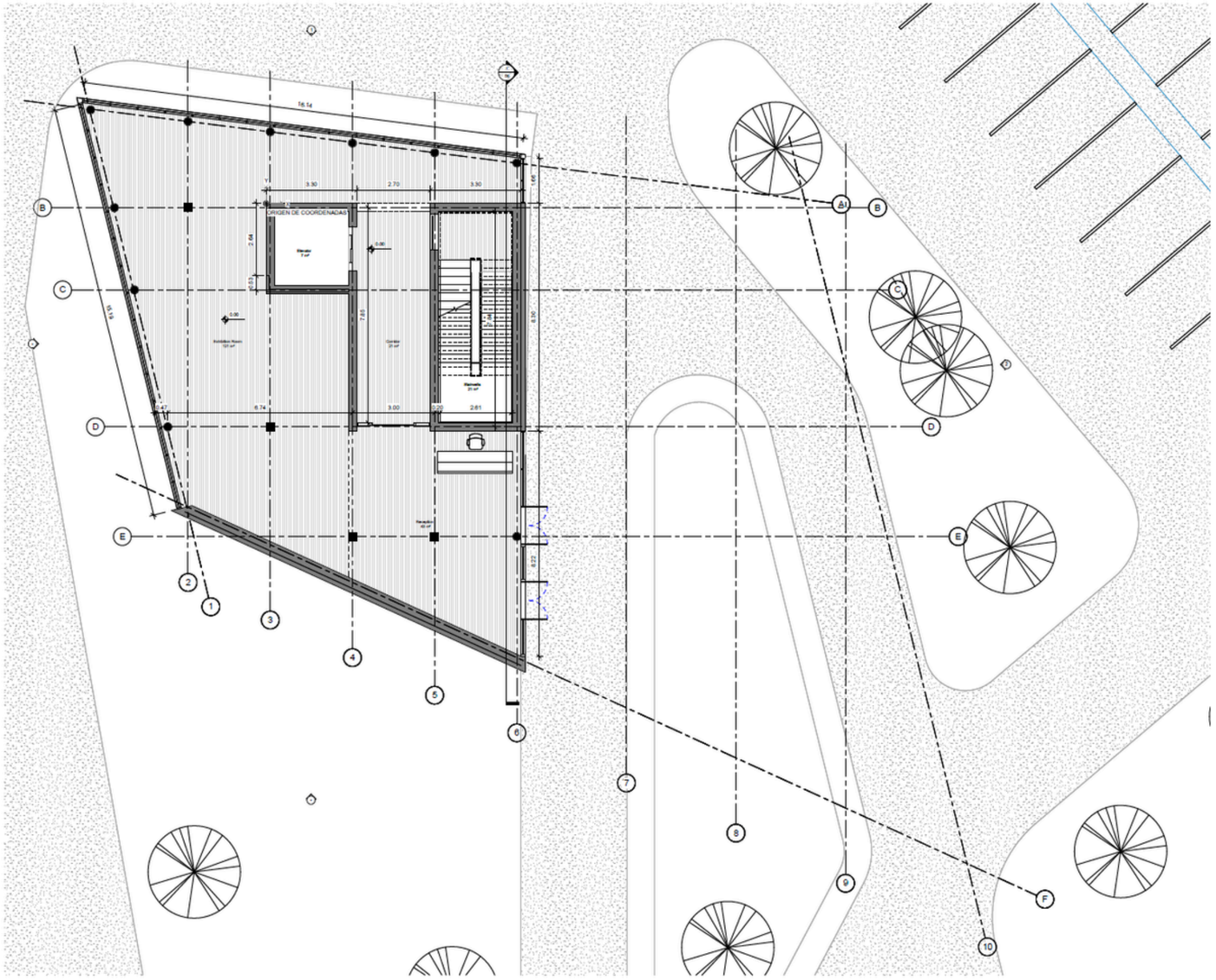

1 00 Ground Floor Level
1 : 50

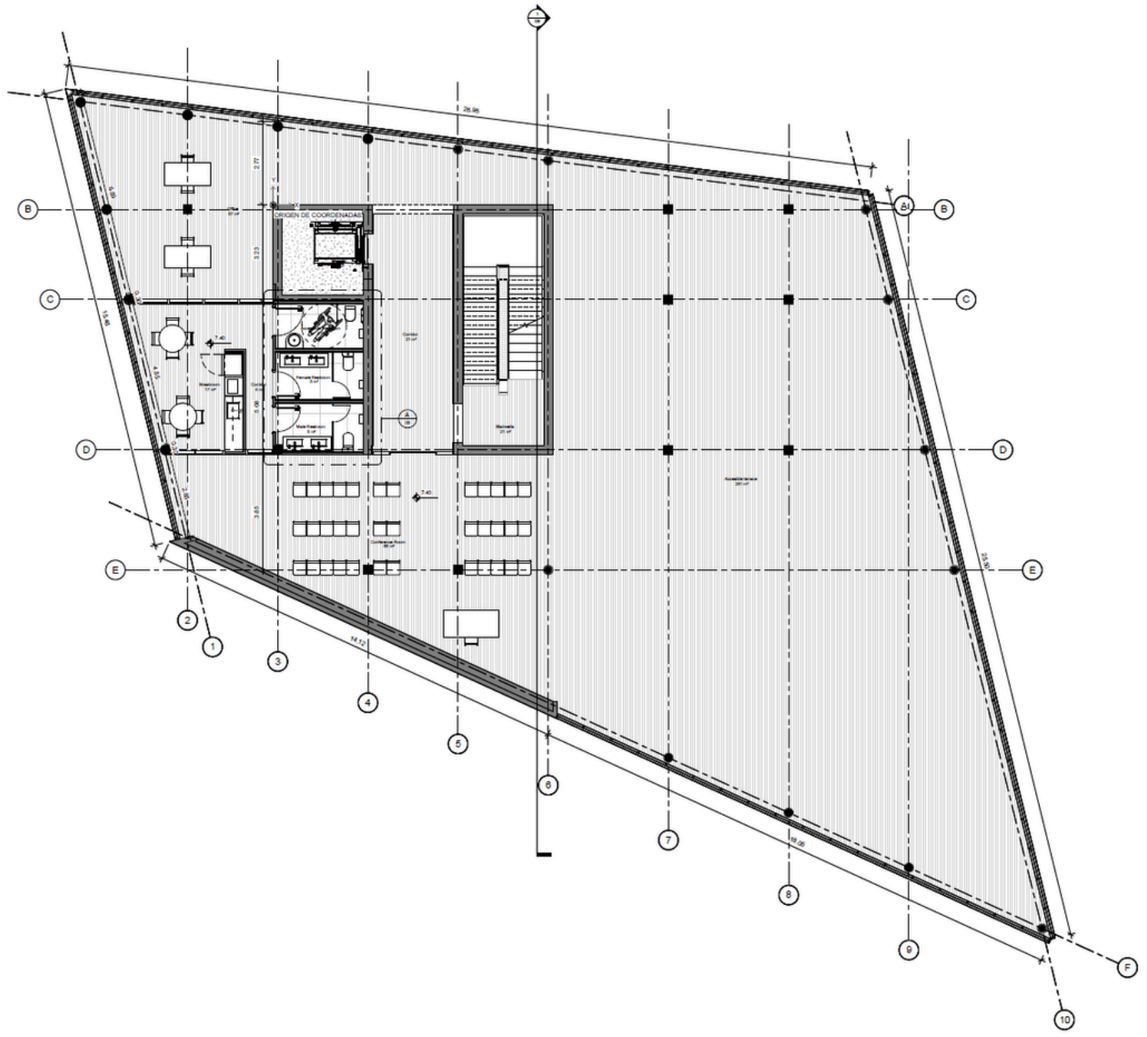

1 01 Floor Level
1 : 50



① North
1 : 200



② East
1 : 200

FUNCTIONAL AREA DISTRIBUTION

- CIRCULATION
- FUNTIONAL AREA
- MULTIPURPOSE ROOM
- PLUMBING AREA

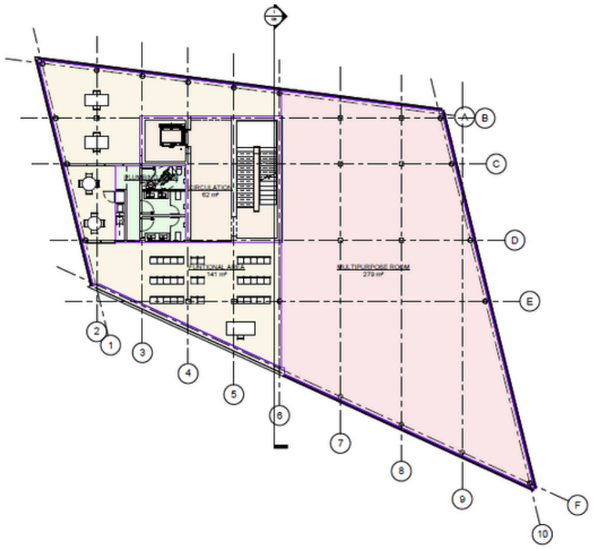

1 CEILING RESTROOM
1 : 100

AREA CLASSIFICATION PLAN

- Corridor
- Elevator
- Exhibition Room
- Reception
- Stairwells

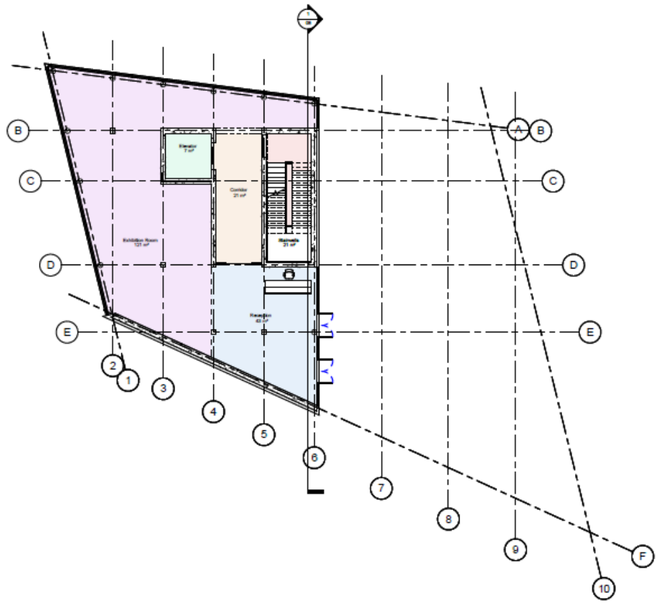

1 00 Floor Level - SUP
1 : 100

ROOM SCHEDULE

Name	Number	Area	Level
Reception	001	43 m²	00 Ground Floor Level
Exhibition Room	002	121 m²	00 Ground Floor Level
Elevator	003	7 m²	00 Ground Floor Level
Corridor	004	21 m²	00 Ground Floor Level
Stairwells	101	21 m²	00 Ground Floor Level
Elevator	102	7 m²	01 FLOOER LEVEL
Corridor	103	21 m²	01 FLOOER LEVEL
Female Restroom	104	5 m²	01 FLOOER LEVEL
Male Restroom	105	5 m²	01 FLOOER LEVEL
Corridor	106	4 m²	01 FLOOER LEVEL
Accessible Restroom	107	4 m²	01 FLOOER LEVEL
Stairwells	108	21 m²	01 FLOOER LEVEL
Breakroom	109	17 m²	01 FLOOER LEVEL
Accesible terrace	110	281 m²	01 FLOOER LEVEL
Conference Room	111	66 m²	01 FLOOER LEVEL
Office	112	57 m²	01 FLOOER LEVEL

FINISH SCHEDULE

Level	Name	Number	Base Finish	Wall Finish	Ceiling Finish
00 Ground Floor Level	Reception	001	BF-02	WF-01	CF-01
00 Ground Floor Level	Exhibition Room	002	BF-02	WF-01	CF-01
00 Ground Floor Level	Elevator	003	-	-	-
00 Ground Floor Level	Corridor	004	BF-02	WF-01	CF-01
00 Ground Floor Level	Stairwells	101	-	-	CF-02
01 FLOOER LEVEL	Elevator	102	-	-	-
01 FLOOER LEVEL	Corridor	103	BF-02	WF-01	CF-01
01 FLOOER LEVEL	Female Restroom	104	BF-01	WF-02 | WF-03	CF-01
01 FLOOER LEVEL	Male Restroom	105	BF-01	WF-02 | WF-03	CF-01
01 FLOOER LEVEL	Corridor	106	BF-02	WF-01	CF-01
01 FLOOER LEVEL	Accessible Restroom	107	BF-01	WF-02 | WF-03	CF-01
01 FLOOER LEVEL	Stairwells	109	-	-	CF-02
01 FLOOER LEVEL	Breakroom	109	BF-02	WF-01	CF-01
01 FLOOER LEVEL	Accesible terrace	110	BF-02	WF-01	CF-01
01 FLOOER LEVEL	Conference Room	111	BF-02	WF-01	CF-01
01 FLOOER LEVEL	Office	112	BF-02	WF-01	CF-01

BASE FINISH

Type	Description
-	Koalo
BF-01	Stone tech porcelain tile, 80 x 120 cm, Durango Avero Type
BF-02	Natural cast wood flooring, maple finish

WALL FINISH

Type	Description
-	Koalo
WF-01	Washable interior paint
WF-02	Rollage Calica porcelain tile, 60 x 60 cm
WF-03	Rollage Calica porcelain tile vertical

CEILING FINISH

Type	Description
-	None
CF-01	Exposed gypsum board ceiling, skim-coated and painted, with acoustic insulation
CF-02	Smooth exposed concrete

FUNCTIONAL AREA DISTRIBUTION

- CIRCULATION
- FUNTIONAL AREA

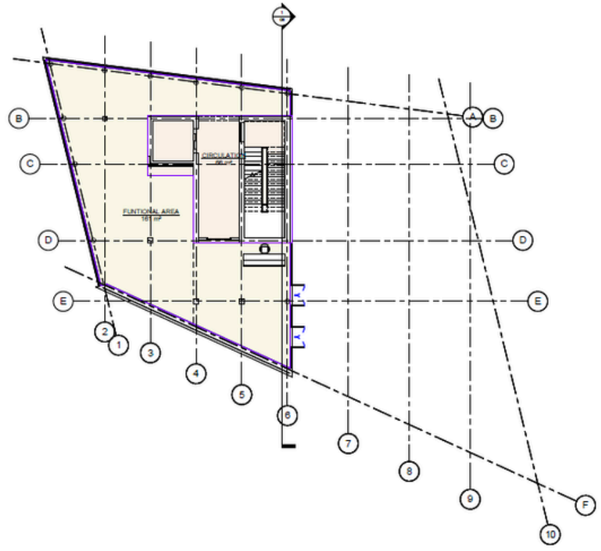

2 00 Ground Floor Level
1 : 100

AREA CLASSIFICATION PLAN

- Acoesible terrace
- Accessible Restroom
- Breakroom
- Conference Room
- Corridor
- Elevator
- Female Restroom
- Male Restroom
- Office
- Stairwells

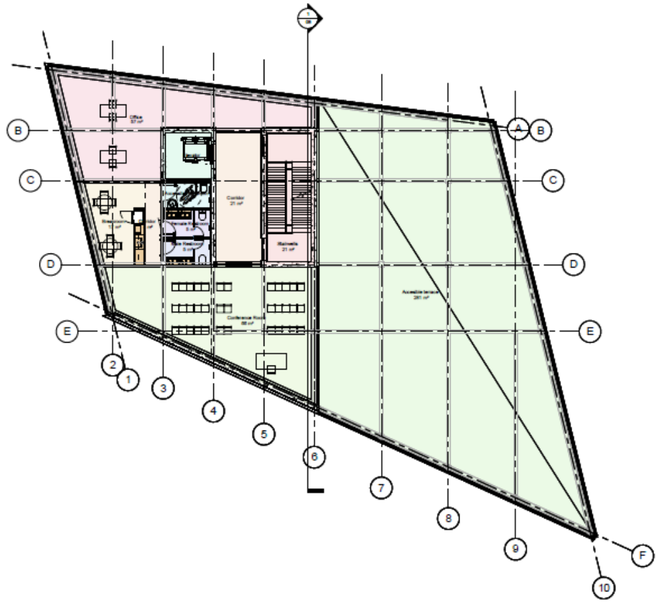

2 01 Floor Level - SUP
1 : 100

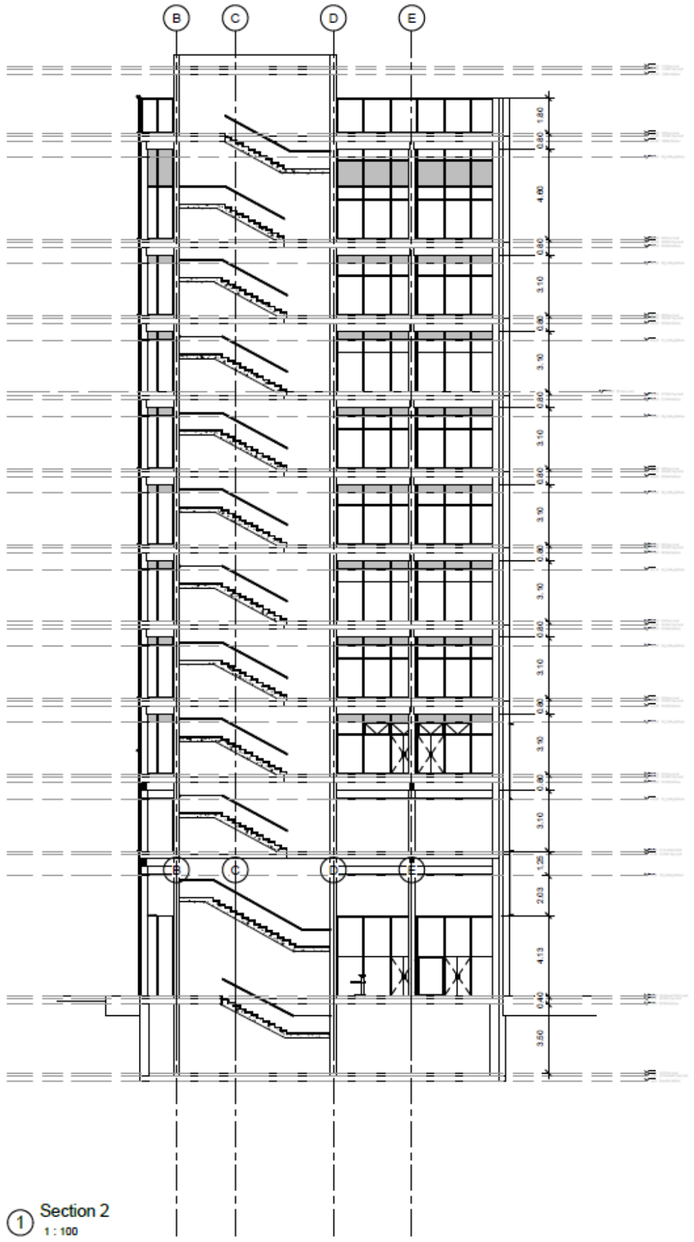

1 Section 2
1 : 100

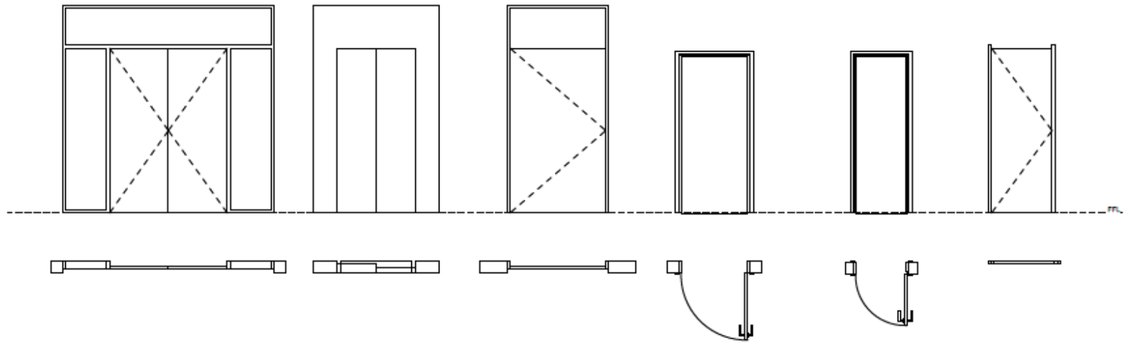

REFERENCE	DOBLE DOOR	ELEVATOR DOOR	EMERGENCY DOOR	SIMPLE DOOR	SIMPLE DOOR	SIMPLE DOOR
Width	1700	1700	1220	910	910	910
Height	2100	2100	2100	2100	2100	2100
TYPE	WOOD	WOOD	WOOD	WOOD	WOOD	WOOD

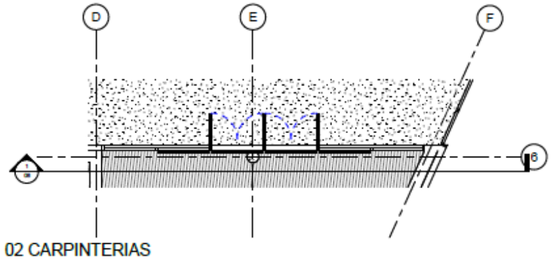

2 02 CARPINTERIAS
1 : 50

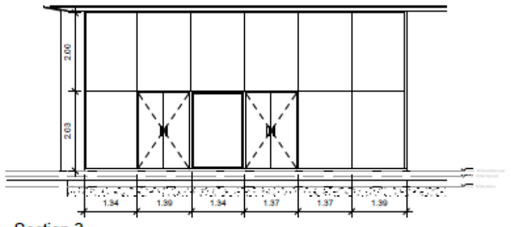

3 Section 3
1 : 50

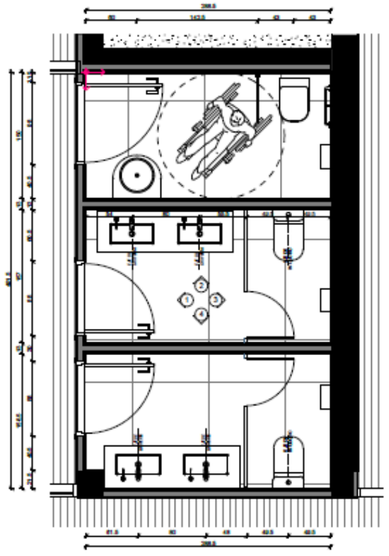

Ⓐ DETAIL RESTROOM
1 : 25

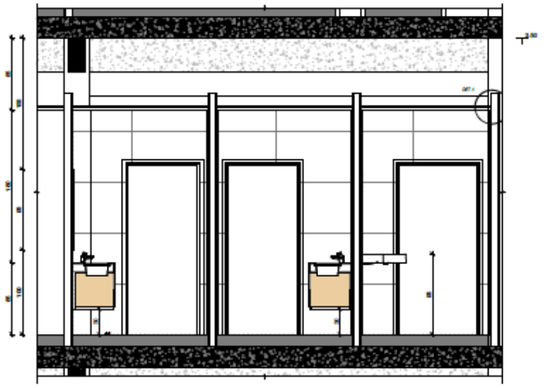

① ELEVATION 1
1 : 25

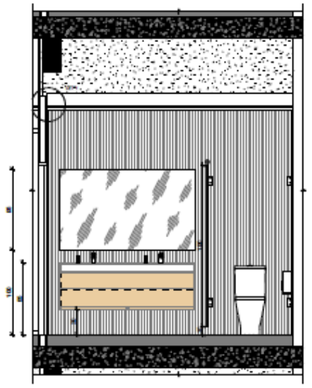

② ELEVATION 2
1 : 25

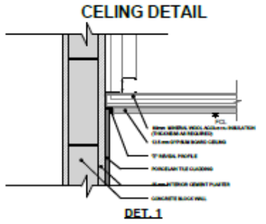

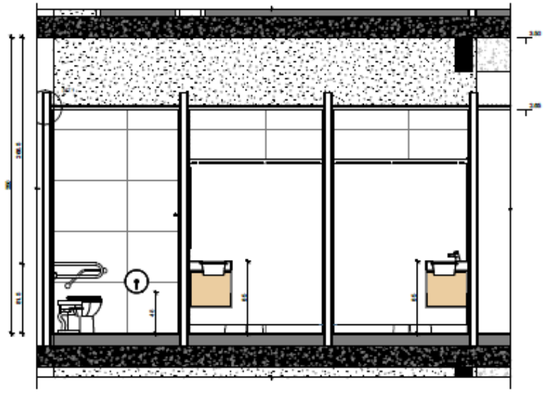

③ ELEVATION 3
1 : 25

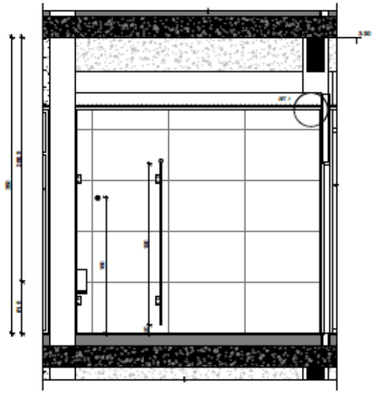

④ ELEVATION 4
1 : 25

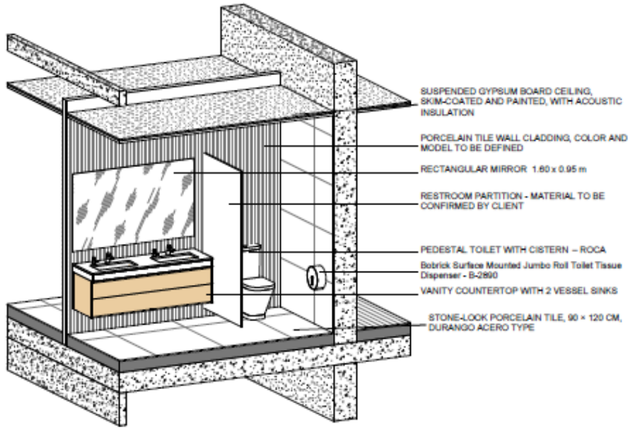

⑥ 3D DETAIL RESTROOM



1 3D View_ALB

Structural BIM model authored in Revit and coordinated through Autodesk Construction Cloud.

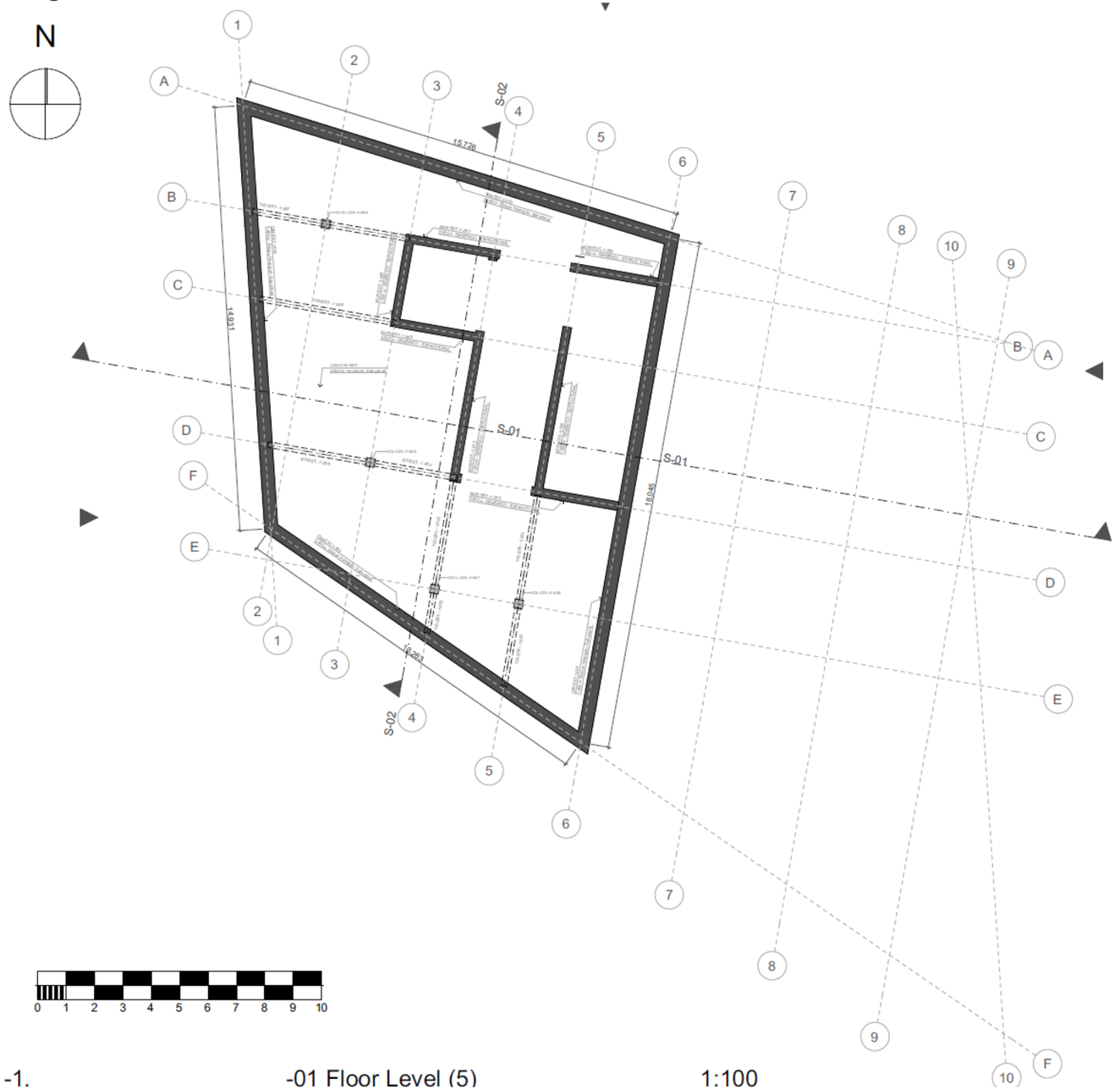

-1. -01 Floor Level (5) 1:100

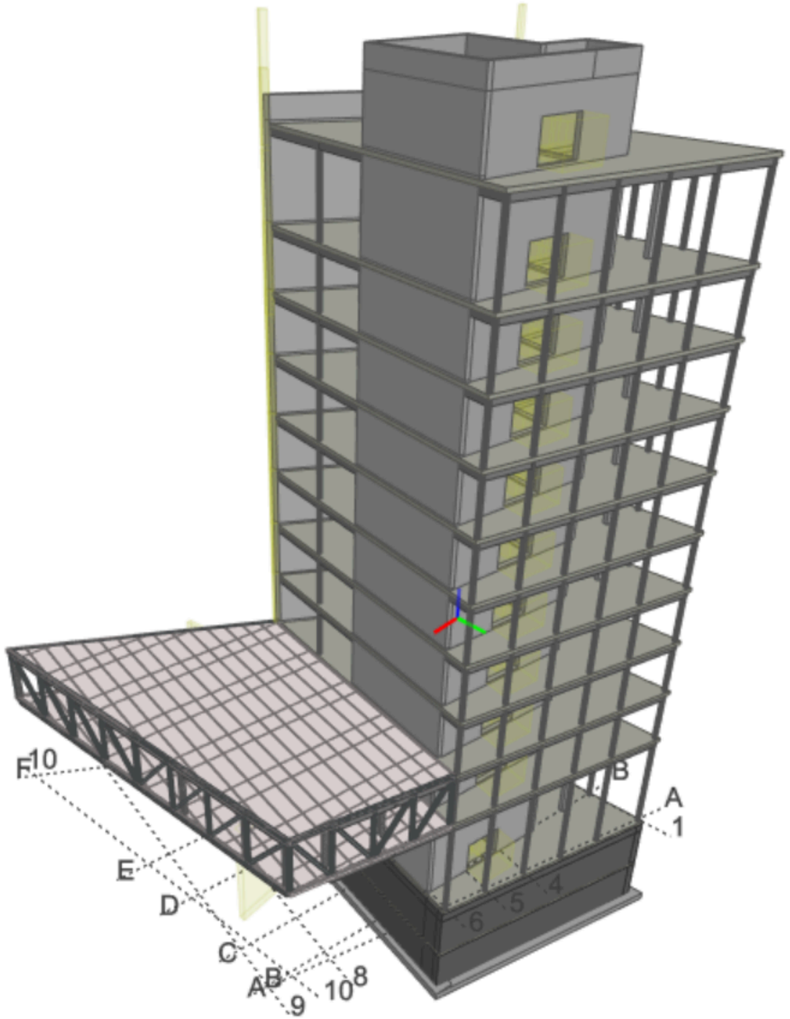

IFC

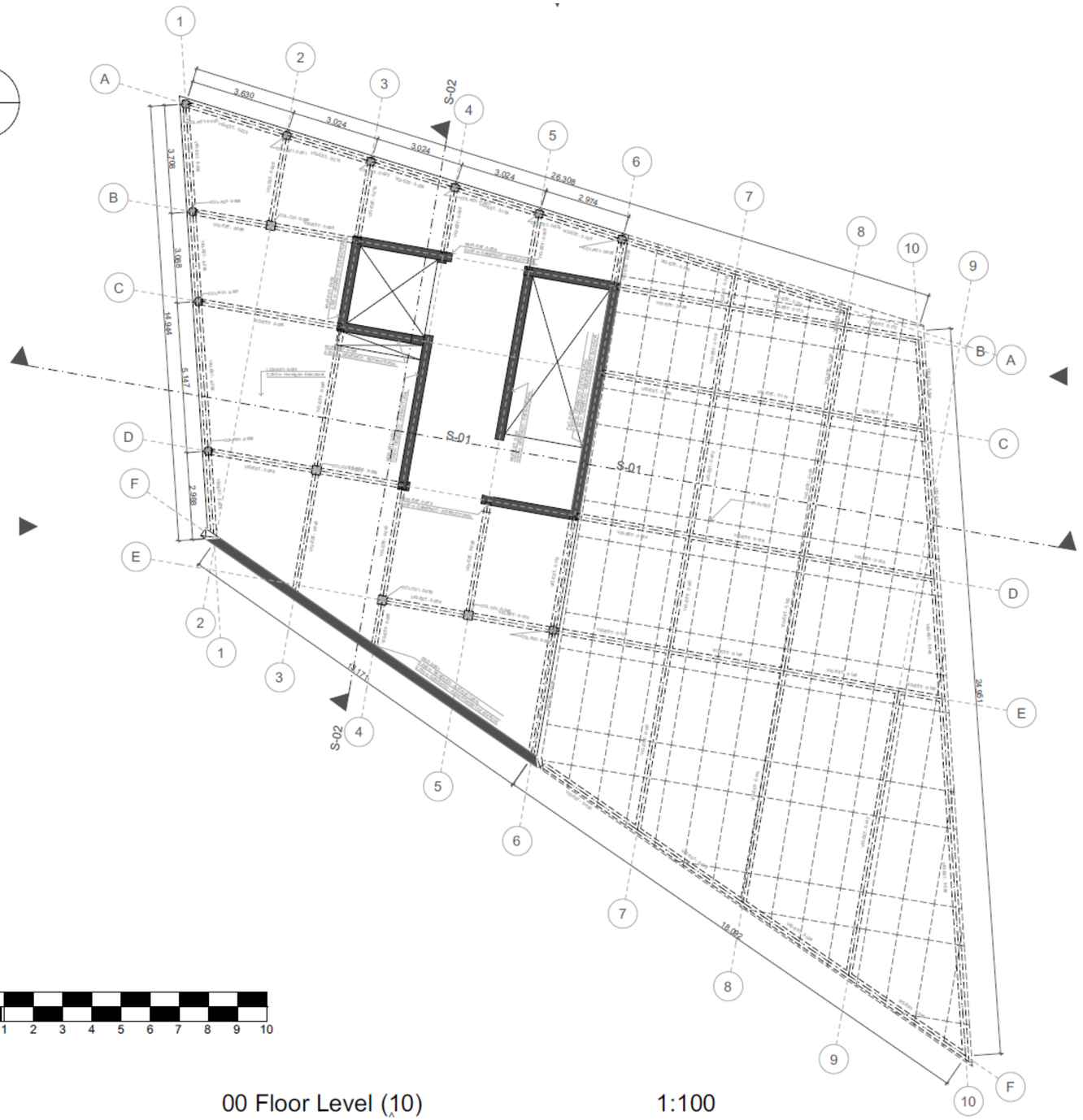

0. 00 Floor Level (10) 1:100

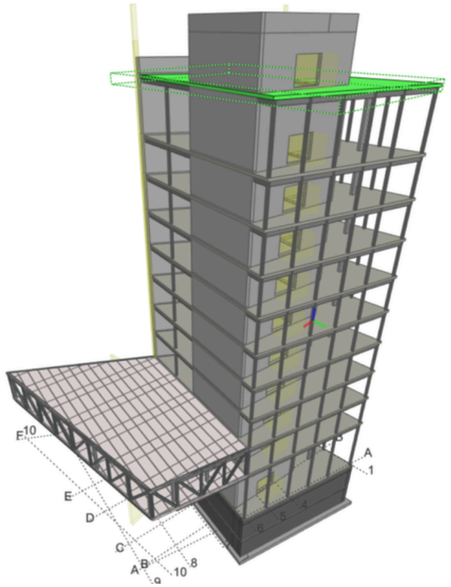

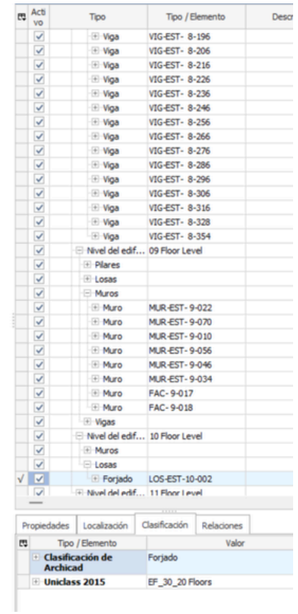



Architectural BIM model authored in Archicad, visualized in Twinmotion, and refined through AI post-processing with RendAir.



Archicad structural model

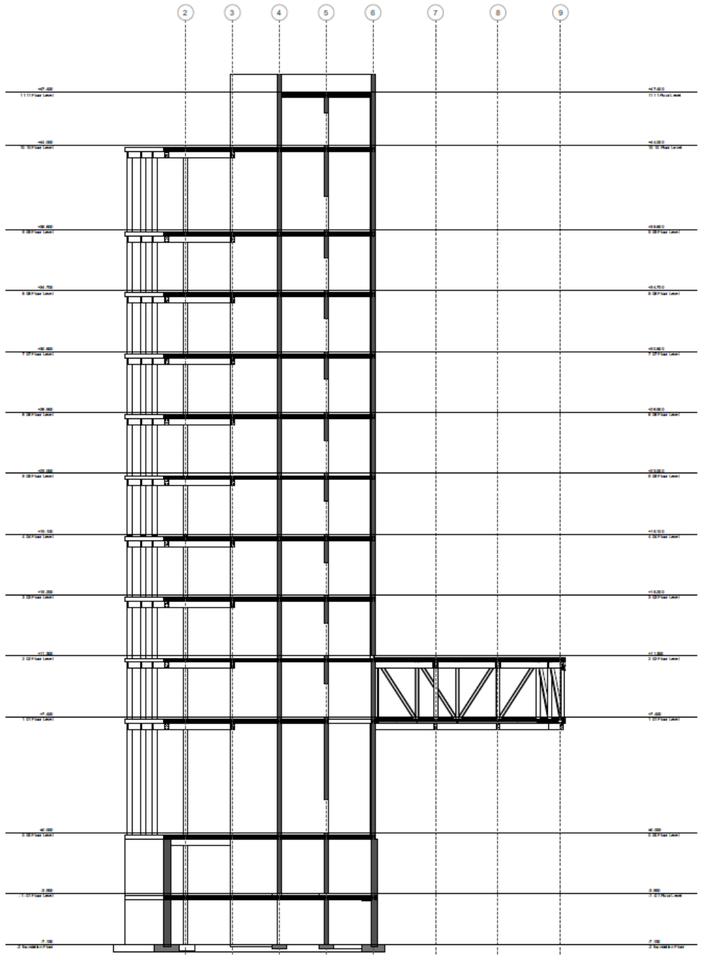

S-01 Sección Construcción (3) 1:200

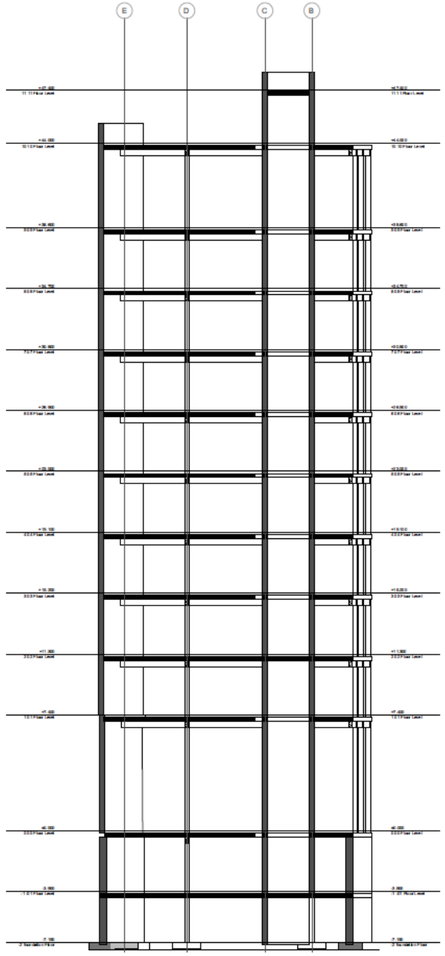

S-02 Sección Construcción 1:200





#ColegiodeArquitectos

COMPETITIONS - 4.12.2023



Ceremonia Entrega de Premios Concurso Provincial de Anteproyecto **"Nueva Sucursal Banco Rioja"**

Award Ceremony – Provincial Preliminary Design Competition"New Branch of Banco Rioja"

The College of Architects of the Province of La Rioja is pleased to inform the architectural community and the general public about the successful Award Ceremony of the Provincial Preliminary Design Competition for the "New Branch of Banco Rioja" in the city of Chamical, held on Monday, December 4th, 2023, at the main headquarters of our institution.

The ceremony was honored by the presence of the President of CAPLAR, Arch. Hernán Álamo, and the Director of Banco Rioja, Accountant Marcelo Becerra, who presented the awards.

It is worth noting that the competition jury was composed of the President of CAPLAR and the Bank's Director, Arch. Silvia Zalazar (UAC – National Jury), Arch. Juan Carlos Giuliano (Jury on behalf of CAPLAR), and Civil Engineer Elías Luna (Jury on behalf of the Municipality of Chamical).

We also had the participation of the Competition Advisors, Arch. Marcos Lorefice and Arch. Laura Cativa Larsen.

In this context, we would like to express our sincere congratulations to the winners of the competition, whose projects demonstrated excellence and creativity. The results were as follows:

Winners and Mentions:2nd Place: Project: REFUGIO CREATIVO Team: Arch. Brizuela, Ana Laura (author) – Arch. Vega Carrizo del Moral, María Valeria (author).









Ganadores Concurso Provincial de Anteproyecto

REFUGIO CREATIVO - 2do. Lugar

Arq. Brizuela, Ana Laura (autora)

Arq. Vega Carrizo del Moral, Maria Valeria (autora).

PERON building
06.05.2015

Architectural project "Edificio Perón" (2015), including ground floor plan, upper-floor plans, façade elevation, and built-work documentation.







Residential house
09.06.2020






End-to-end architectural project, including design development, technical documentation, and built work.

Residential house
09.06.2020

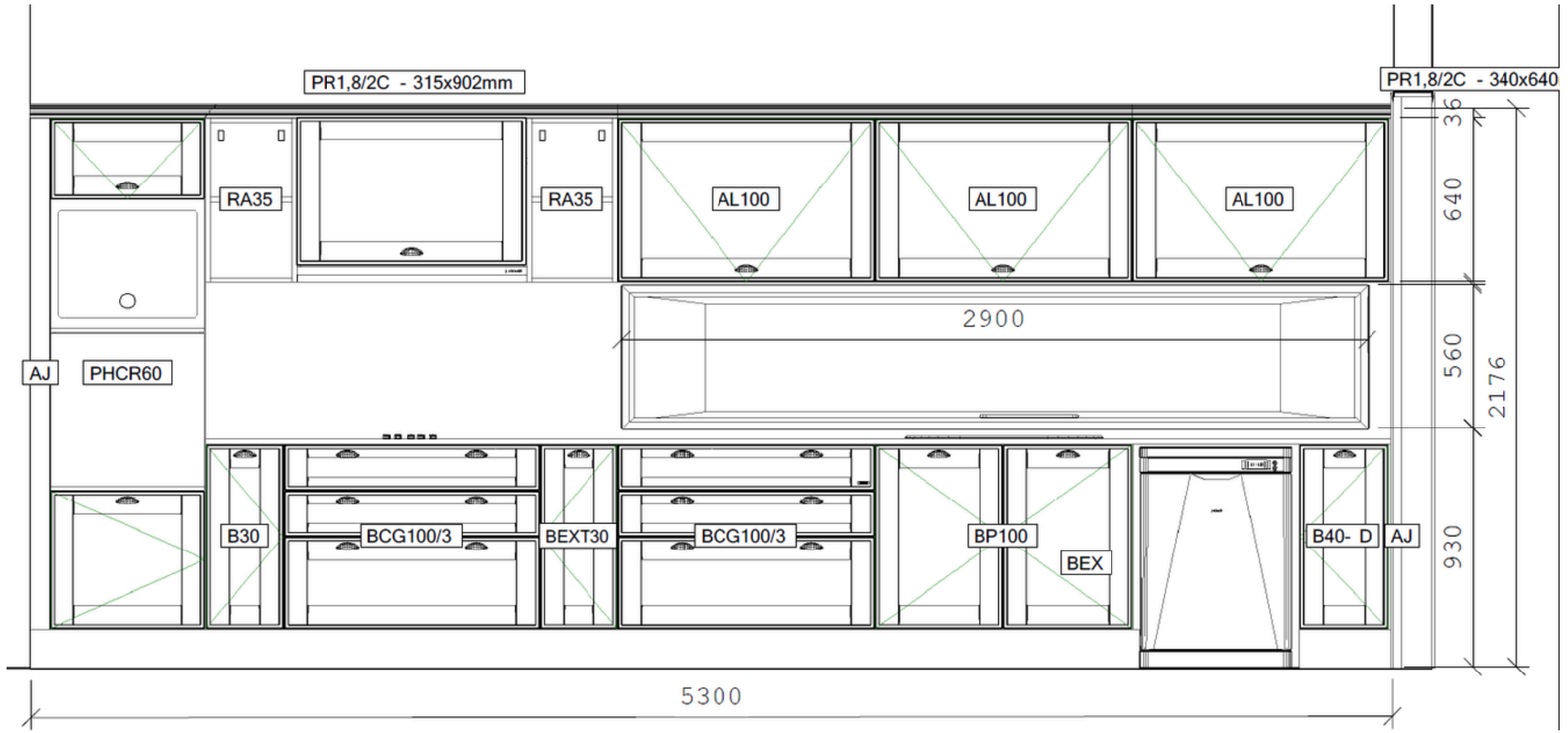



Interior disign

project kitchen

VIVIENDA FAMILIAR
09.06.2020



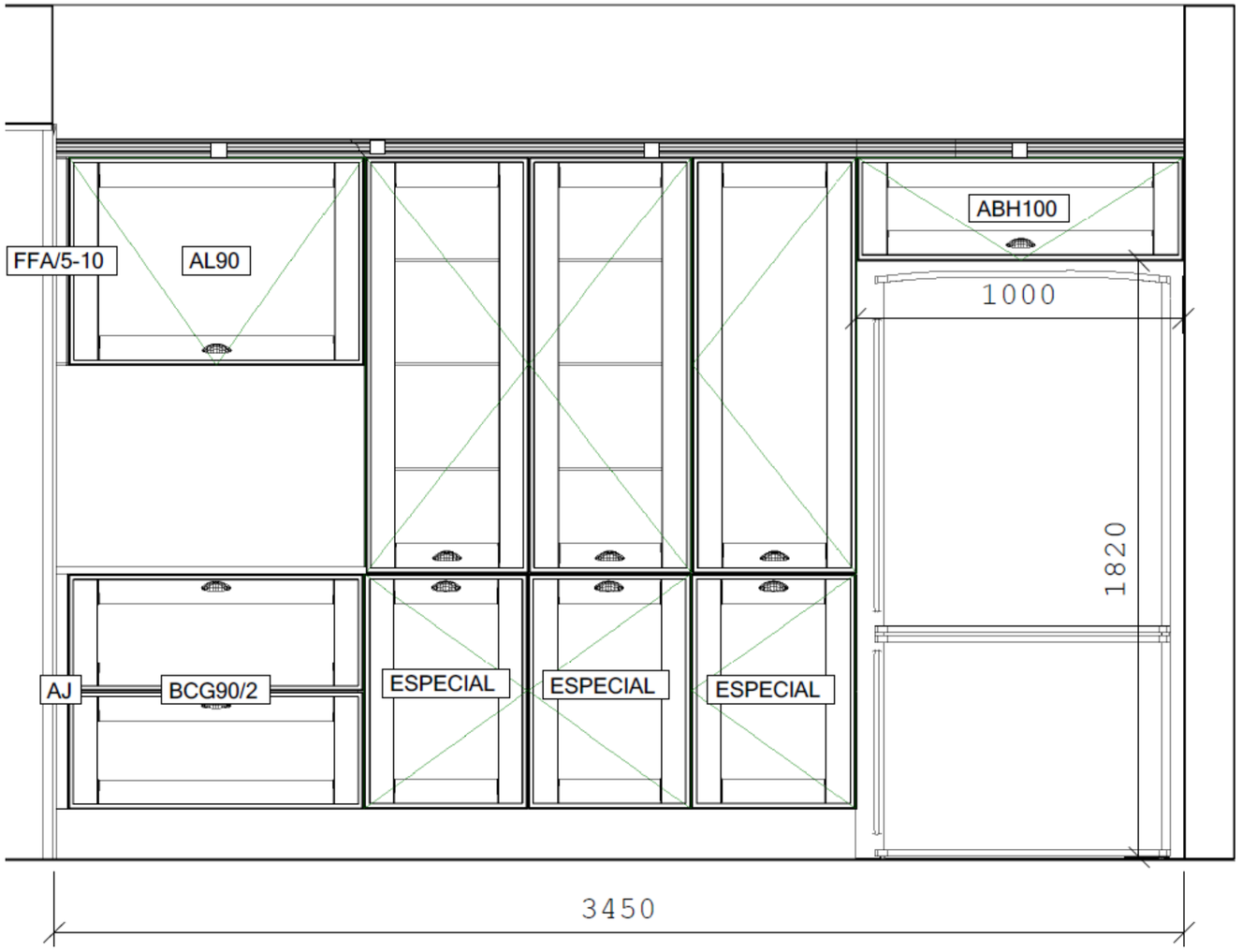

Laboratory Design Project

LABORATORIO VERGARA VALOR .

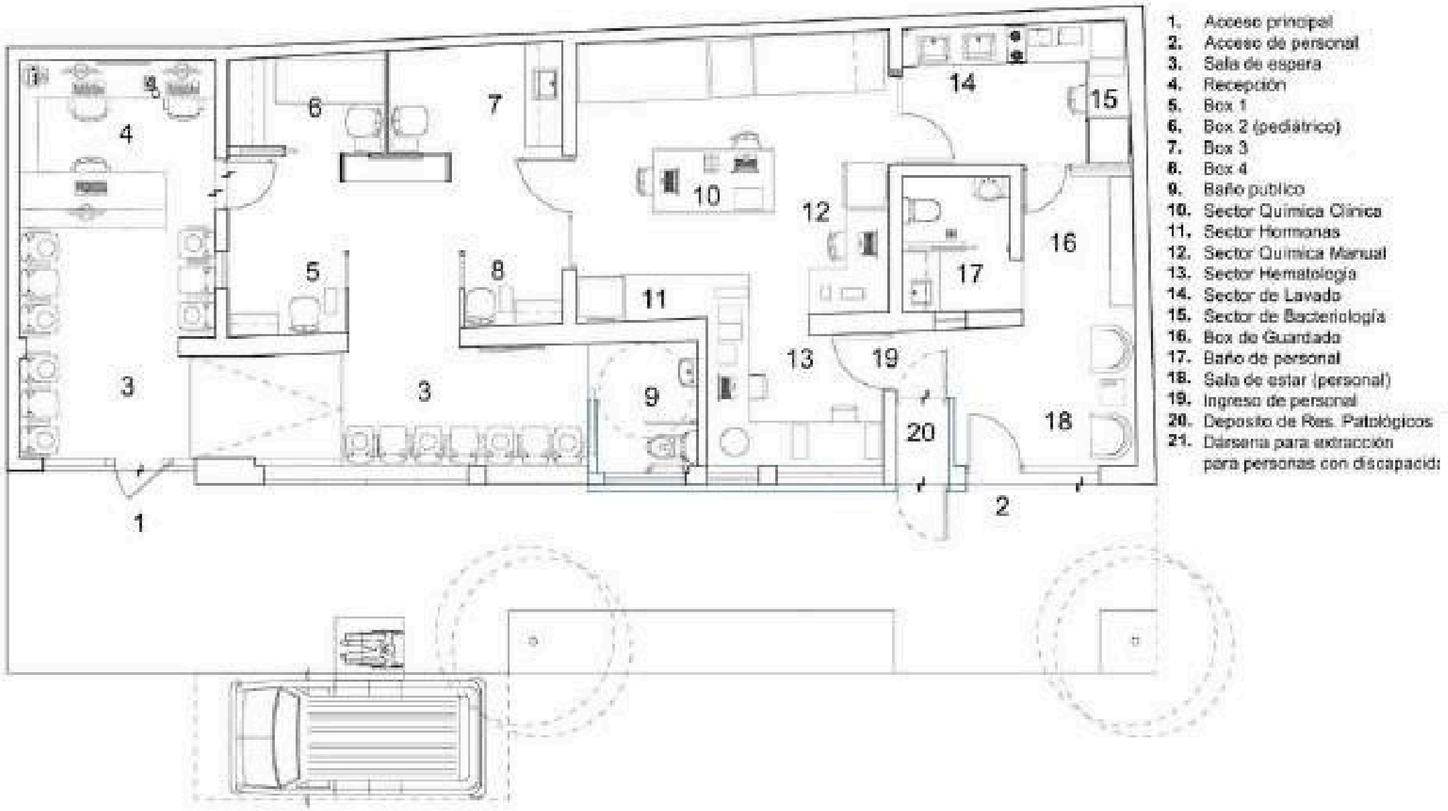

1. Acceso principal
2. Acceso de personal
3. Sala de espera
4. Recepción
5. Box 1
6. Box 2 (pediátrico)
7. Box 3
8. Box 4
9. Baño público
10. Sector Química Clínica
11. Sector Hormonas
12. Sector Química Manual
13. Sector Hematología
14. Sector de Lavado
15. Sector de Bacteriología
16. Box de Guardado
17. Baño de personal
18. Sala de estar (personal)
19. Ingreso de personal
20. Deposito de Res. Patológicos
21. Dársena para extracción para personas con discapacid

PLANTA DEI PROYECTO



CORTE B-B

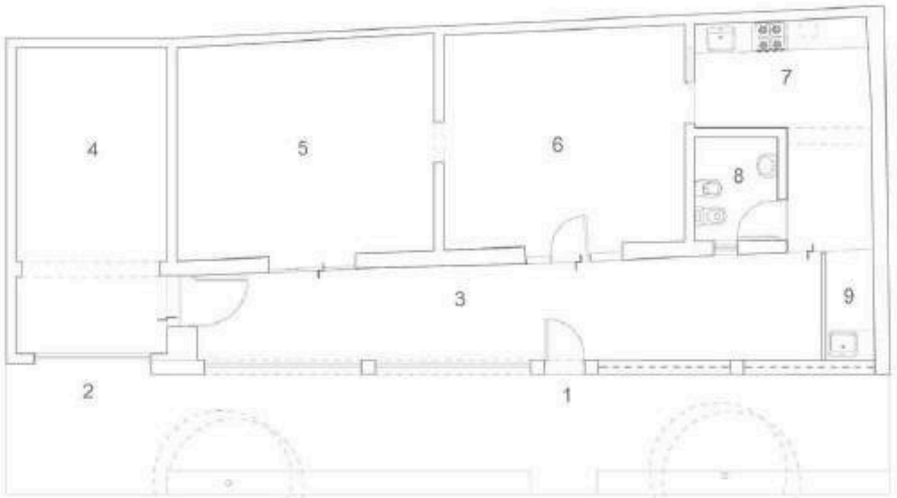

1. Acceso principal
2. Acceso vehicular
3. Galería
4. Garage
5. Habitación 1
6. Habitación 2
7. Cocina
8. Baño
9. Lavadero / Deposito

PLANTA DE RELEVAMIENTO

Laboratory Design Project

LABORATORIO VERGARA VALOR .







Laboratory Design Project

LABORATORIO VERGARA VALOR .

PLANTA ALTERNATIVA 1

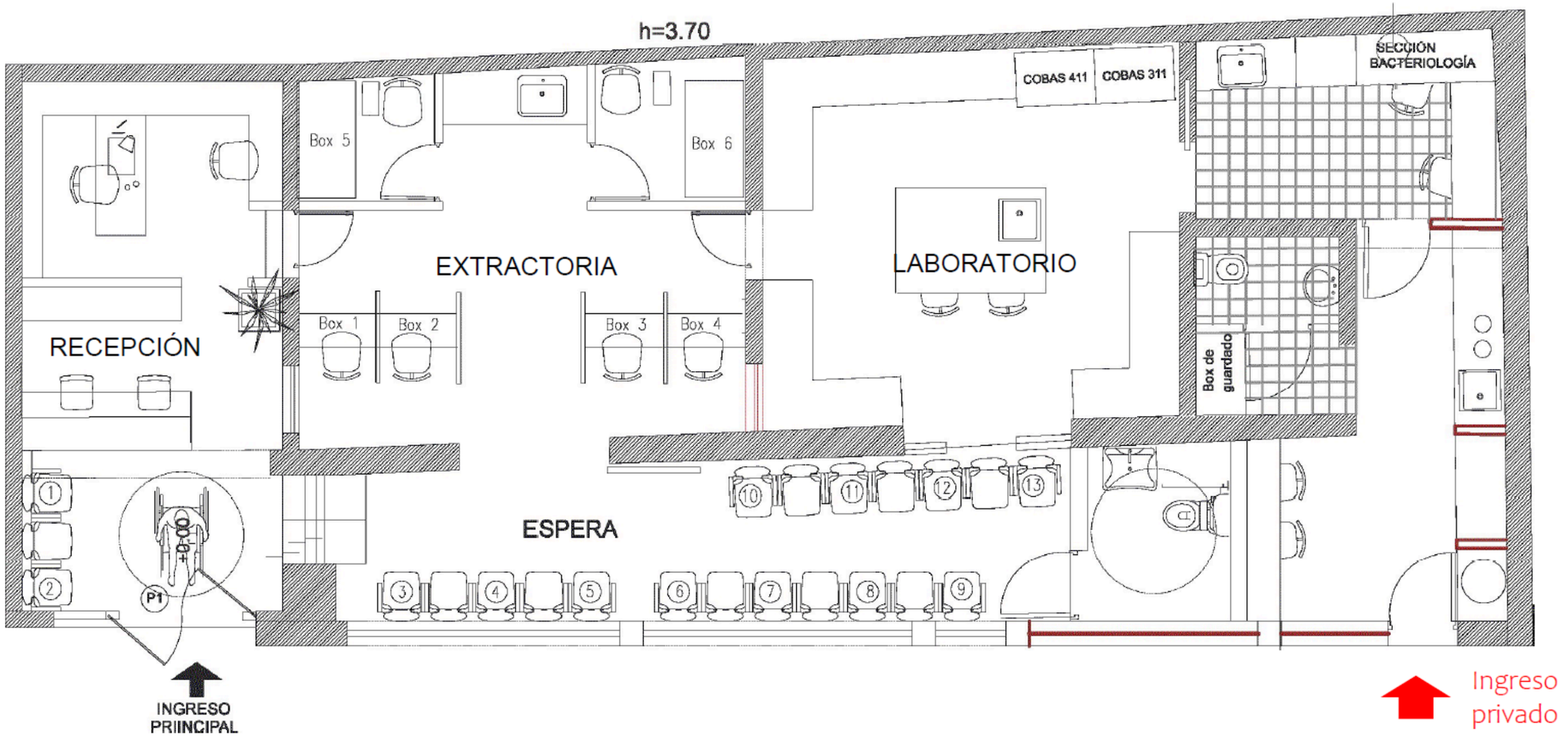

Laboratory Design Project

LABORATORIO VERGARA VALOR .





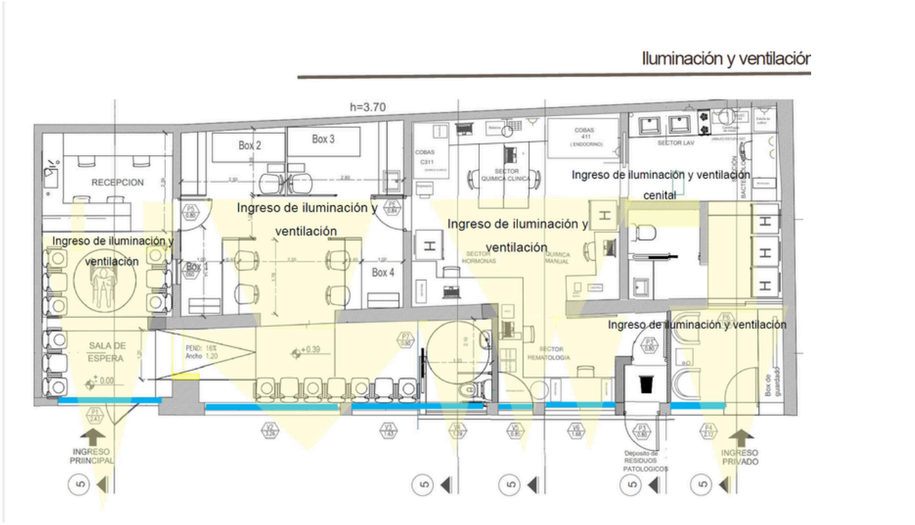

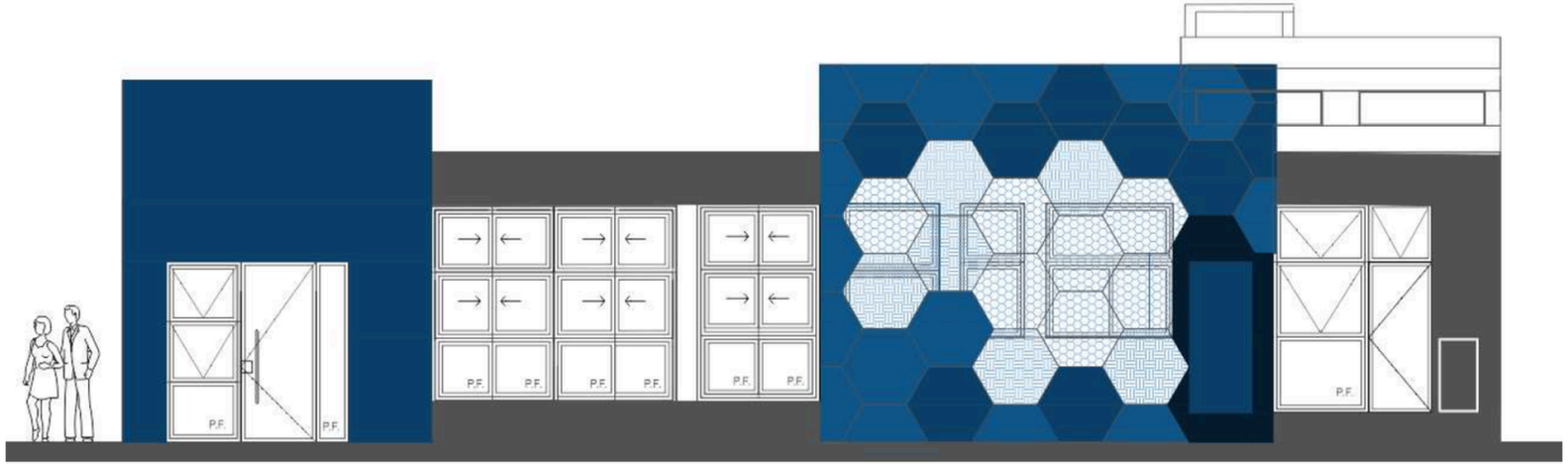

Executive Project – Administrative Offices, Medical Guild College of La Rioja

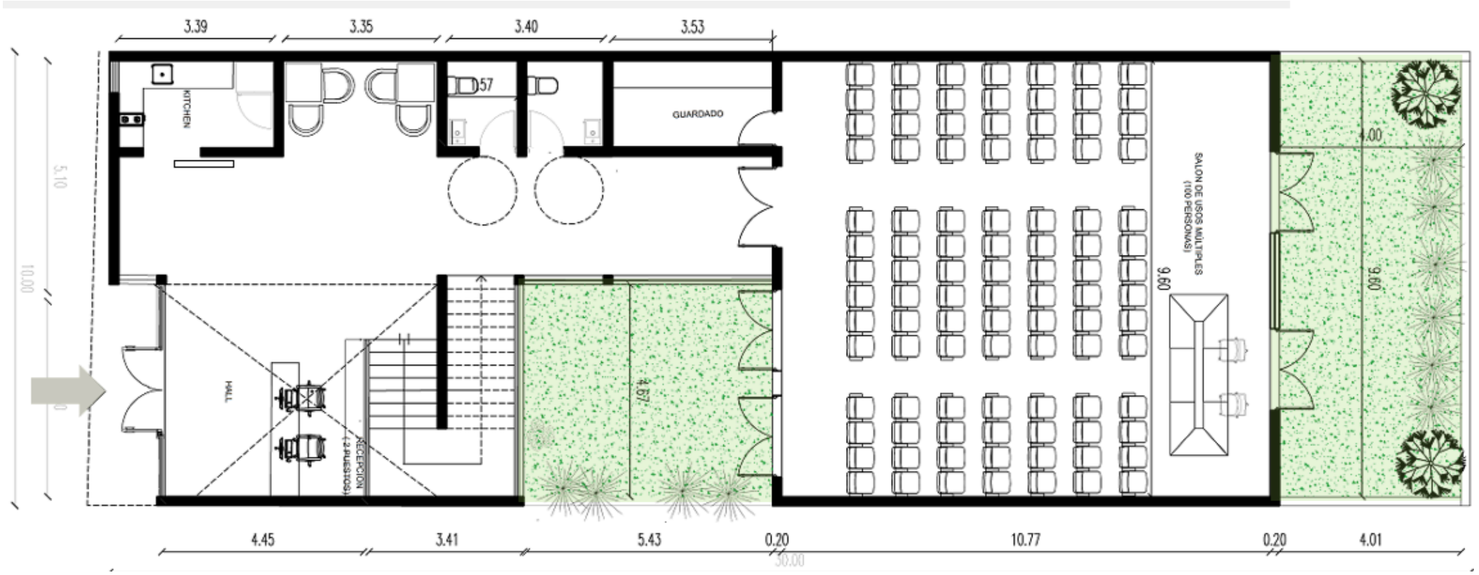







Executive Residential Project – Single-Family Home

VIVIENDA PC 07.2023

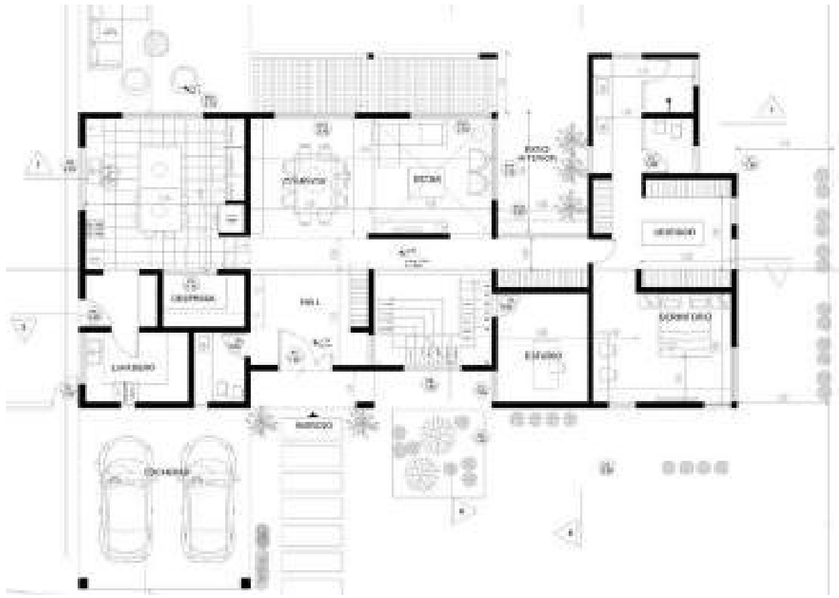

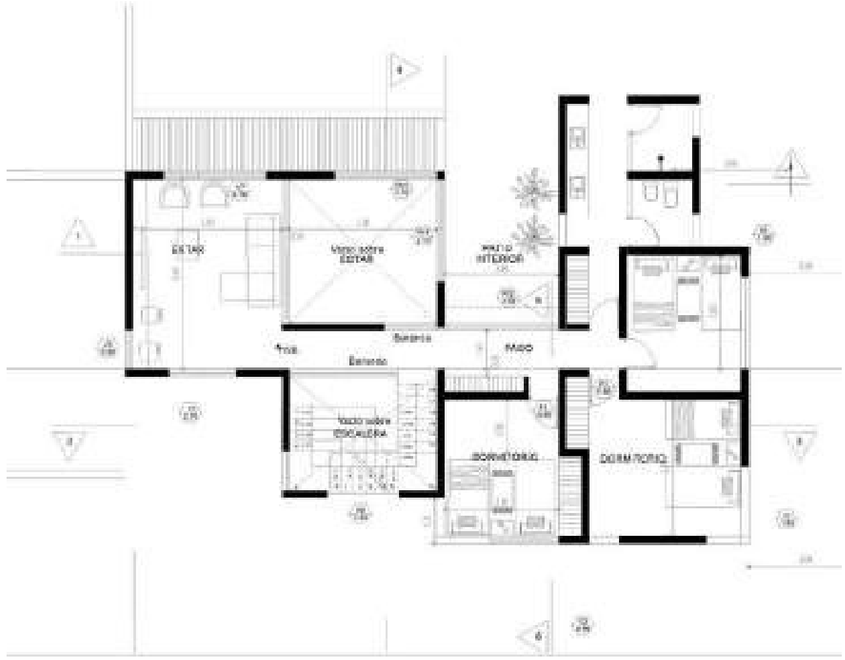






Deposito
PATIO
GALERIA
COMEDOR
ESTAR
PATIO INTERIOR
VESTIDOR
DESPENSA
HALL
DORMITORIO
ESTUDIO
LAVADERO
INGRESO
COCHERAS
PLANTA BAJA





Executive Residential Project – Single-Family Home





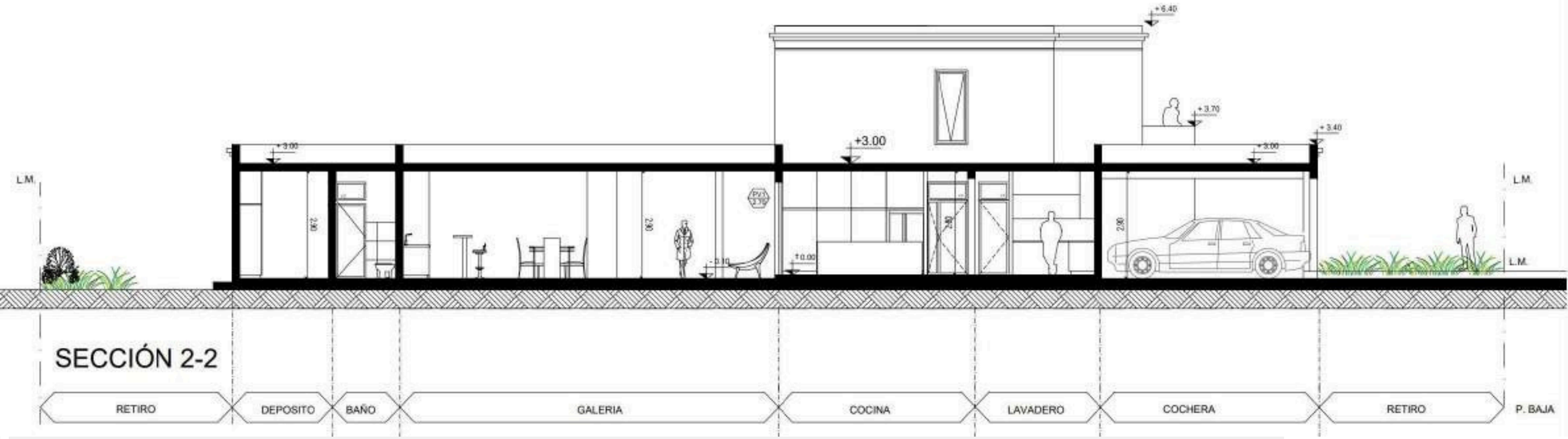

SECCIÓN 2-2

RETIRO | DEPOSITO | BAÑO | GALERIA | COCINA | LAVADERO | COCHERA | RETIRO | P. BAJA

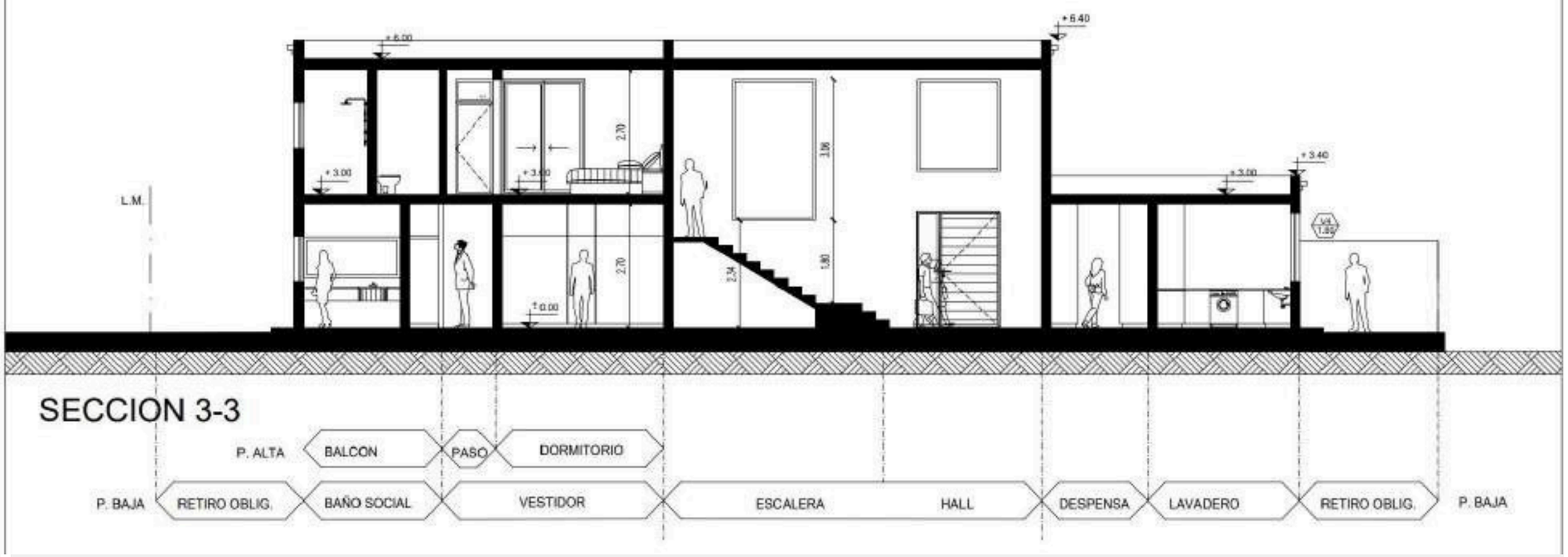

SECCION 3-3

P. ALTA: BALCON | PASO | DORMITORIO

P. BAJA: RETIRO OBLIG. | BAÑO SOCIAL | VESTIDOR | ESCALERA | HALL | DESPENSA | LAVADERO | RETIRO OBLIG. | P. BAJA

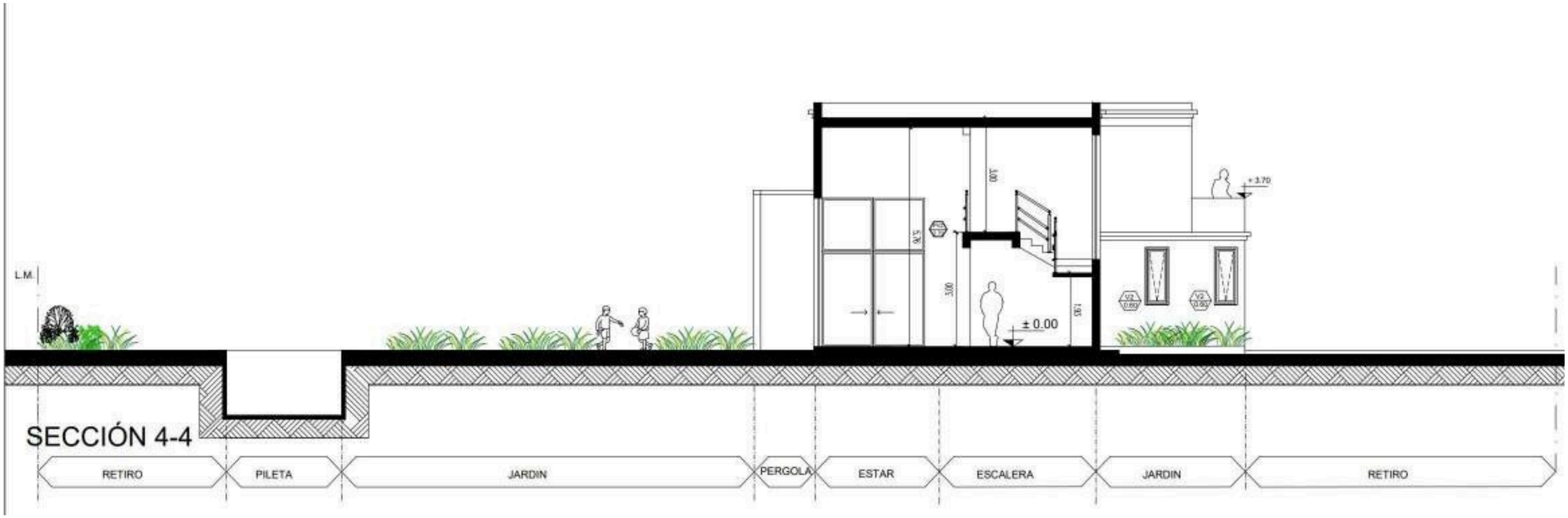
L.M.
± 0.00
+ 3.70
SECCIÓN 4-4
RETIRO
PILETA
JARDIN
PERGOLA
ESTAR
ESCALERA
JARDIN
RETIRO

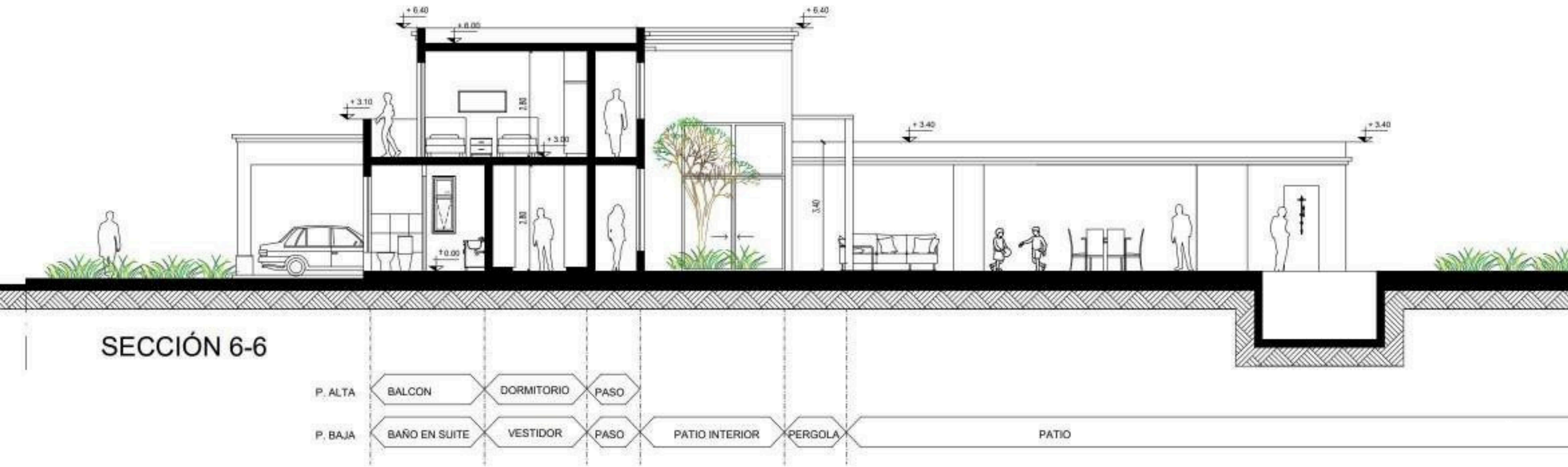
+ 6.40
+ 6.00
+ 3.10
+ 3.00
+ 0.00
+ 3.40
SECCIÓN 6-6
P. ALTA
BALCON
DORMITORIO
PASO
P. BAJA
BAÑO EN SUITE
VESTIDOR
PASO
PATIO INTERIOR
PERGOLA
PATIO

Executive Architectural Project - Commercial Stores

Anteproyecto Housing y locales comerciales 11.2023





Anteproyecto locales comerciales 06.2024







Executive Architectural Project – Cabin Complex
HUACO - 2023

Planta de techos

La mitad de la cubierta es accesible, armándose una terraza, la cual se accede por una escalera exterior vinculada a la galería. Esto se decide para que cada cabaña cuente con pequeños miradores y se puedan apreciar las hermosas vistas.

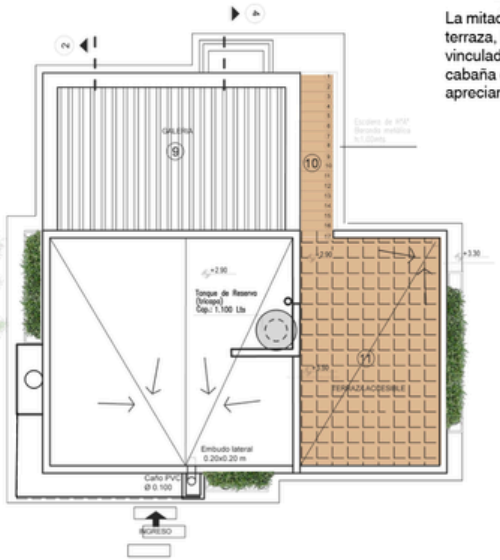

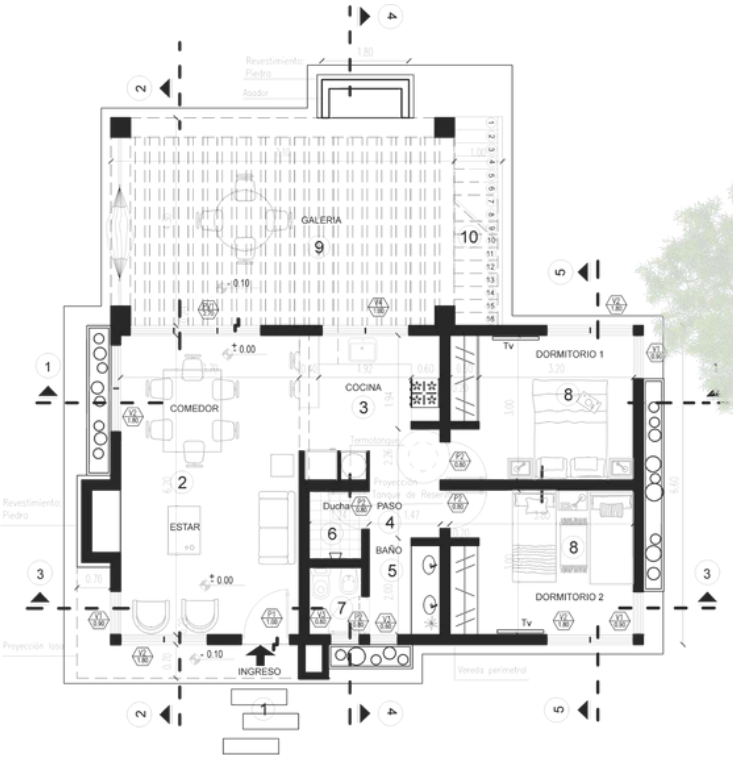

PLANTA DE ARQUITECTURA

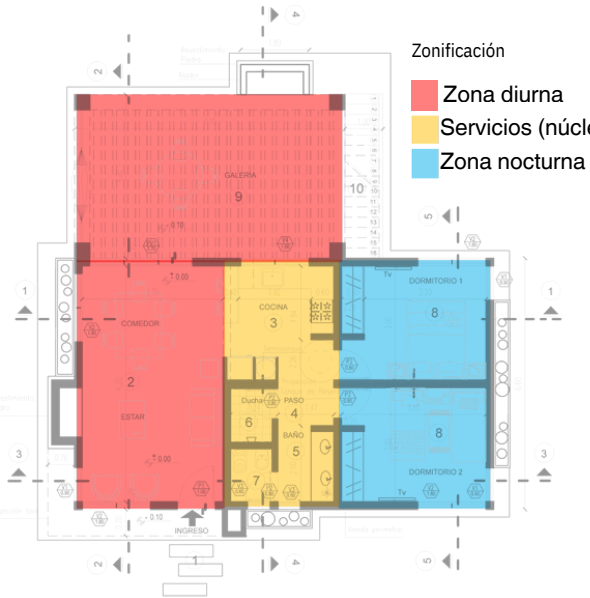

Zonificación

- Zona diurna
- Servicios (núcleo húmedo)
- Zona nocturna

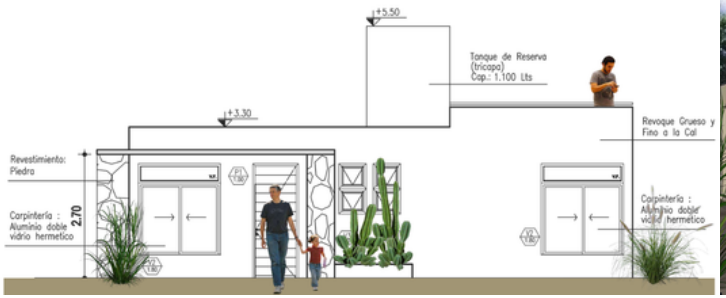



Executive Architectural Project – Cabin Complex
HUACO - 2023

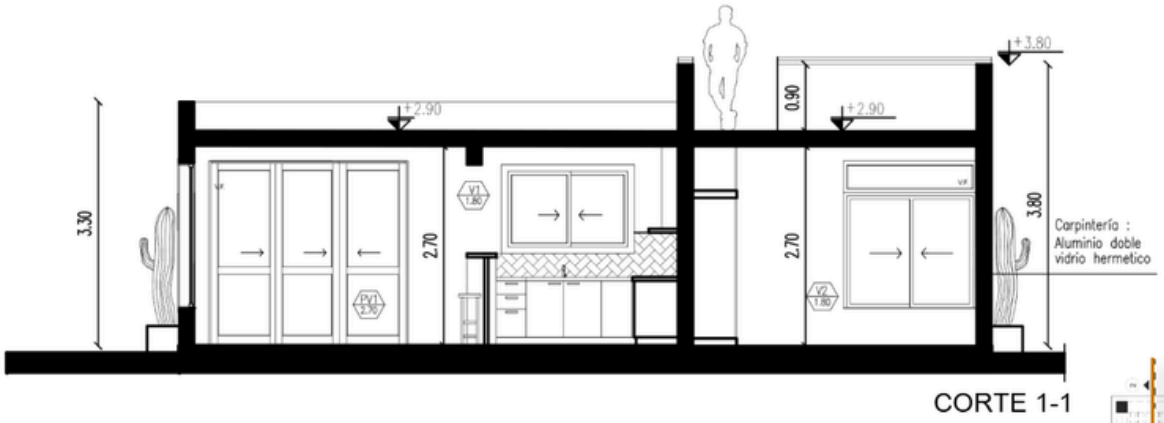

CORTE 1-1

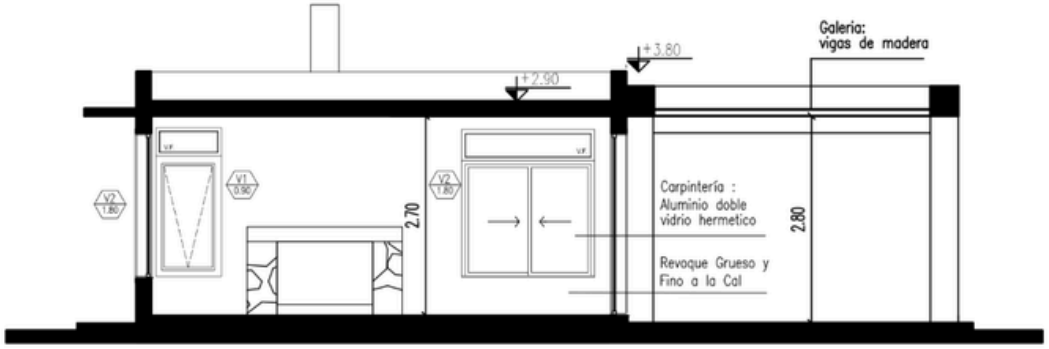

CORTE 2-2











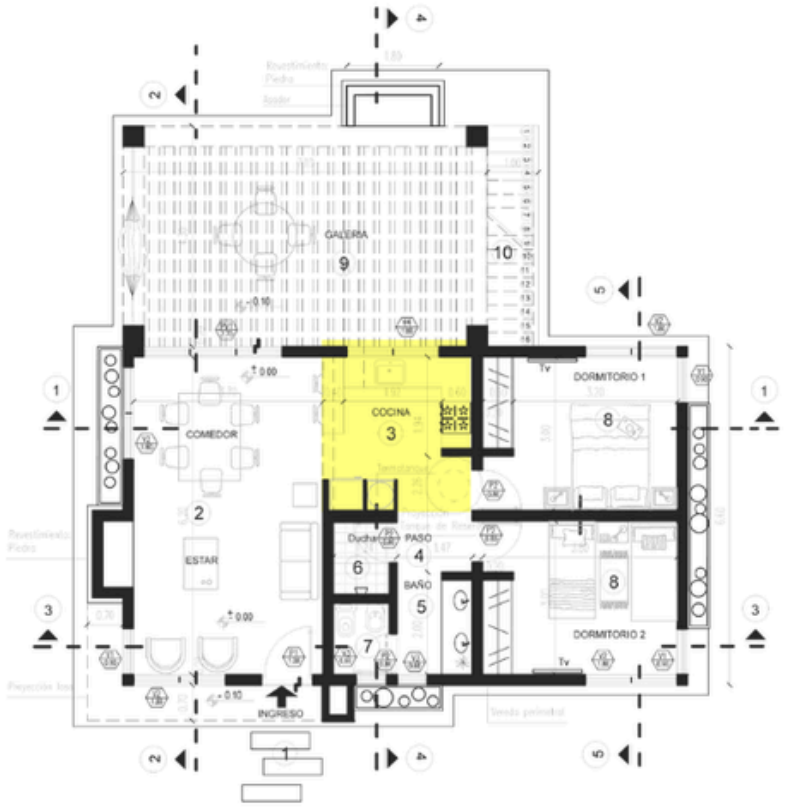

La cocina esta diseñada en forma de U, ya que de esa manera logra mayor mesada, posee u desayunador y numerosos espacios de guardado para la vajilla y elementos que brinda la cabaña sus huéspedes.

DESIGNACION	P1 1.00 CANTIDAD TOTAL: 1	P2 0.80 CANTIDAD TOTAL: 4	PV1 2.70 CANTIDAD TOTAL: 1
	DERECHA 1 IZQUIERDA -	DERECHA 2 IZQUIERDA 2	
		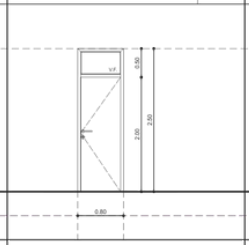	
UBICACIÓN	ACCESO PRINCIPAL	DORMITORIOS	COMEDOR
MARCO	CHAPA DOBLADA BWG Nº 18, DE 150 mm. x 40 mm. - UNIFICADA	JAMBAS DE CHAPA DOBLADA	GUIAS DE ALUMINIO ANONIZADO PERFILERIA DE ALUMINIO SISTEMA MODENA
HOJA	TABLEROS DE MADERA MACIZA COLOR: CEREZO.	DOBLE CHAPA DOBLADA	PERFILERIA DE ALUMINIO LINEA MODENA DOBLE CONTRAVIDRIO CURVO Y DOBLE VIDRIO HERMETICO
FORMA DE ABRIR	ABRIR COMÚN (1 HOJA) CON PAÑO FIJO SUPERIOR	ABRIR COMÚN (1 HOJA) CON PAÑO FIJO SUPERIOR	CORREDIZA (3 HOJAS) CON PAÑO FIJO SUPERIOR CORREDIZA (3 HOJAS)
VIDRIOS	PAÑO FIJO DE VIDRIO TIPO "FLOAT" 6MM -		PAÑOS DE VIDRIO TIPO "FLOAT" 6MM
HERRAJES	6 POMELAS MIXTAS DE BRONCE PLATIL C/ TORNILLOS DE BRONCE - PICAPORTE Y BOCA LLAVE DE BRONCE PLATIL CERRADURA DE SEGURIDAD PASADOR EMBUTIDO EN PISO Y MARCO	DOBLE BALANCIN BRONCE PLATIL 3 BISAGRAS DE HIERRO - CERRADURA DE SEGURIDAD	DE ALTA PRESTACIÓN, CUBETAS CERRADURA DE SEGURIDAD
PROTECCION			CORTINA ROLLER , TIPO SCREEN
TERMINACION	MARCO: ESMALTE SINTETICO HOJAS: BARNIZ NAVAL SATINADO	MARCO Y HOJA : DOS MANOS DE ANTIOXIDO Y ESMALTE SINTETICO	PREPINTADA DE FABRICA COLOR: BRONCE CLARO

DESIGNACION	V1 0.90 CANTIDAD TOTAL : 3	V2 1.80 CANTIDAD TOTAL : 3	V3 0.60 CANTIDAD TOTAL: 2	V4 1.80 CANTIDAD TOTAL: 1
	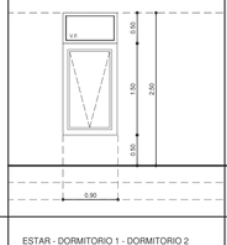		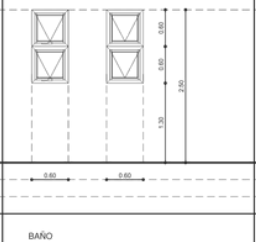	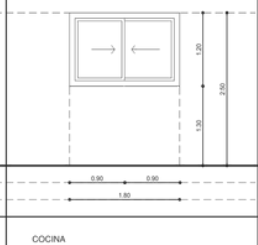
UBICACIÓN	ESTAR - DORMITORIO 1 - DORMITORIO 2	ESTAR - DORMITORIO 1 - DORMITORIO 2	BAÑO	COCINA
MARCO	GUIAS DE ALUMINIO ANONIZADO PERFILERIA DE ALUMINIO SISTEMA MODENA	GUIAS DE ALUMINIO ANONIZADO PERFILERIA DE ALUMINIO SISTEMA MODENA	GUIAS DE ALUMINIO ANONIZADO PERFILERIA DE ALUMINIO SISTEMA MODENA	GUIAS DE ALUMINIO ANONIZADO PERFILERIA DE ALUMINIO SISTEMA MODENA
HOJA	PERFILERIA DE ALUMINIO LINEA MODENA DOBLE CONTRAVIDRIO CURVO Y DOBLE VIDRIO HERMETICO	PERFILERIA DE ALUMINIO LINEA MODENA DOBLE CONTRAVIDRIO CURVO Y DOBLE VIDRIO HERMETICO	PERFILERIA DE ALUMINIO LINEA MODENA DOBLE CONTRAVIDRIO CURVO Y DOBLE VIDRIO HERMETICO	PERFILERIA DE ALUMINIO LINEA MODENA DOBLE CONTRAVIDRIO CURVO Y DOBLE VIDRIO HERMETICO
FORMA DE ABRIR	PROYECTANTE - CON PAÑO FIJO SUPERIOR	CORREDIZA - PAÑO DE VIDRIO FIJO	DESPLACE	CORREDIZA - PAÑO DE VIDRIO FIJO
VIDRIOS	PAÑOS DE VIDRIO TIPO "FLOAT" 6MM	PAÑOS DE VIDRIO TIPO "FLOAT" 6MM - TRANSPARENTE	PAÑOS DE VIDRIO TIPO "FLOAT" 6MM - TRANSPARENTE	PAÑOS DE VIDRIO TIPO "FLOAT" 6MM - TRANSPARENTE
HERRAJES	DE ALTA PRESTACION BRONCE PLATIL. BRAZO DE EMPUJE.	DE ALTA PRESTACION BRONCE PLATIL.	DE ALTA PRESTACION BRONCE PLATIL. BRAZO DE EMPUJE.	DE ALTA PRESTACION BRONCE PLATIL.
PROTECCION	CORTINAS ROLLER	CORTINAS ROLLER		
TERMINACION	PREPINTADA DE FABRICA COLOR: BRONCE CLARO	PREPINTADA DE FABRICA COLOR: BRONCE CLARO	PREPINTADA DE FABRICA COLOR: BRONCE CLARO	PREPINTADA DE FABRICA COLOR: BRONCE CLARO

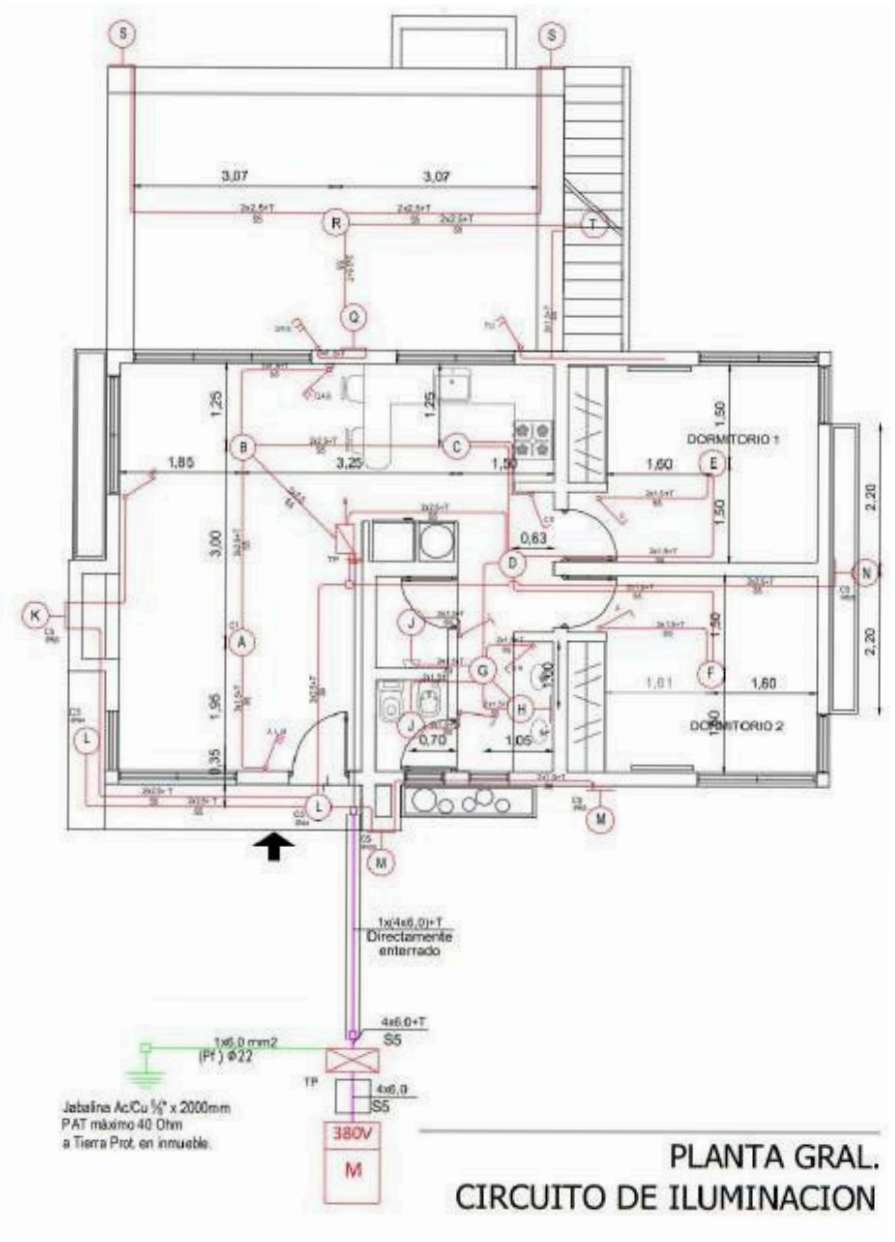
DORMITORIO 1
DORMITORIO 2
3.07
3.07
1.85
3.25
1.30
1.60
0.63
1.01
1.60
0.70
1.05
1.25
1.25
1.50
1.50
2.20
2.20
3.00
1.95
0.35
1x(4x6,0)+T
Directamente
enterrado
4x6,0+T
S5
1x6,0 mm2
(Pf.) Φ22
TP
4x6,0
S5
Jabalina Ac/Cu ⅝" x 2000mm
PAT máximo 40 Ohm
a Tierra Prot. en inmueble.
380V
M
PLANTA GRAL.
CIRCUITO DE ILUMINACION

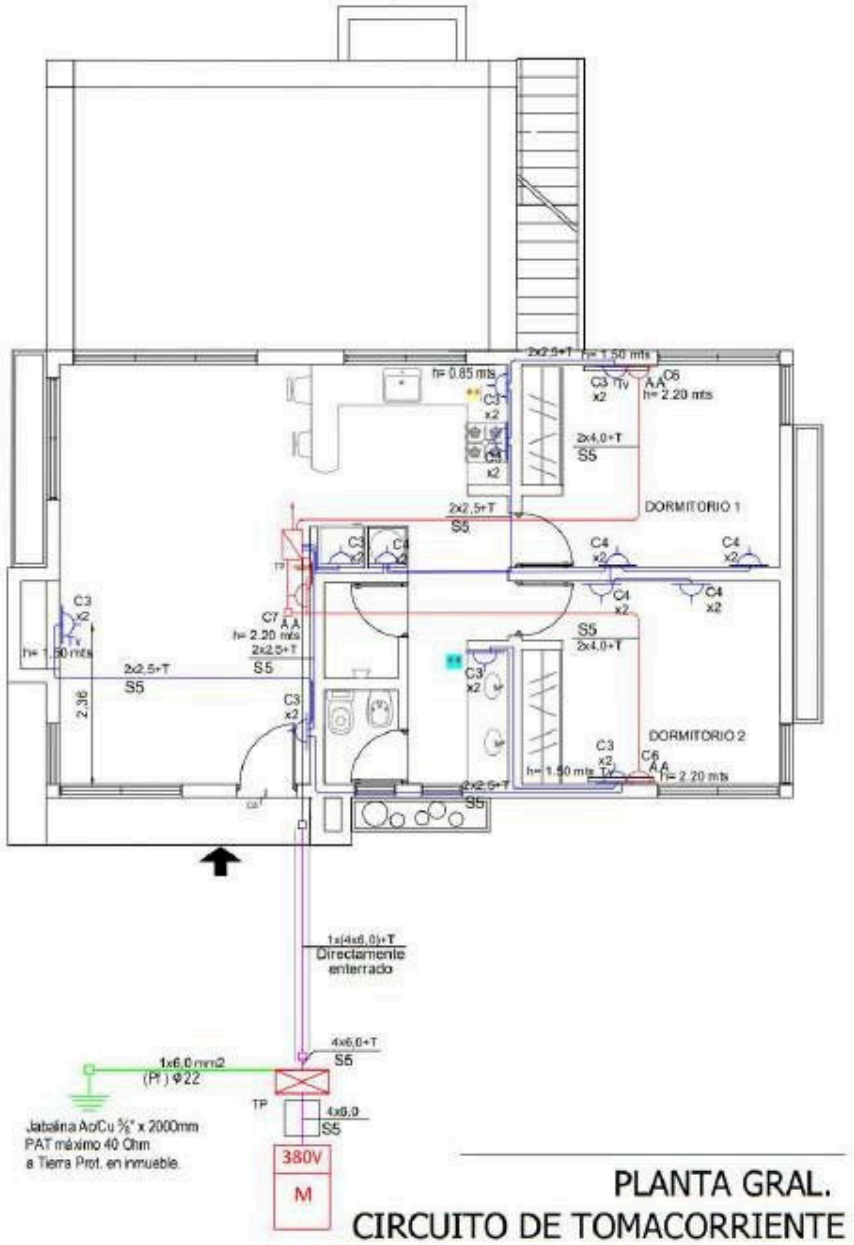
DORMITORIO 1
DORMITORIO 2
2x2,5+T
S5
2x4,0+T
S5
h= 0.85 mts
h= 1.50 mts
h= 2.20 mts
C3
C4
C6
C7
2.36
1x(4x6,0)+T
Directamente
enterrado
4x6,0+T
S5
1x6,0 mm2
(Pf.) Φ22
TP
4x6,0
S5
Jabalina Ac/Cu ⅝" x 2000mm
PAT máximo 40 Ohm
a Tierra Prot. en inmueble.
380V
M
PLANTA GRAL.
CIRCUITO DE TOMACORRIENTE

DExecutive Design Project – Single-Family Residence VP
2025

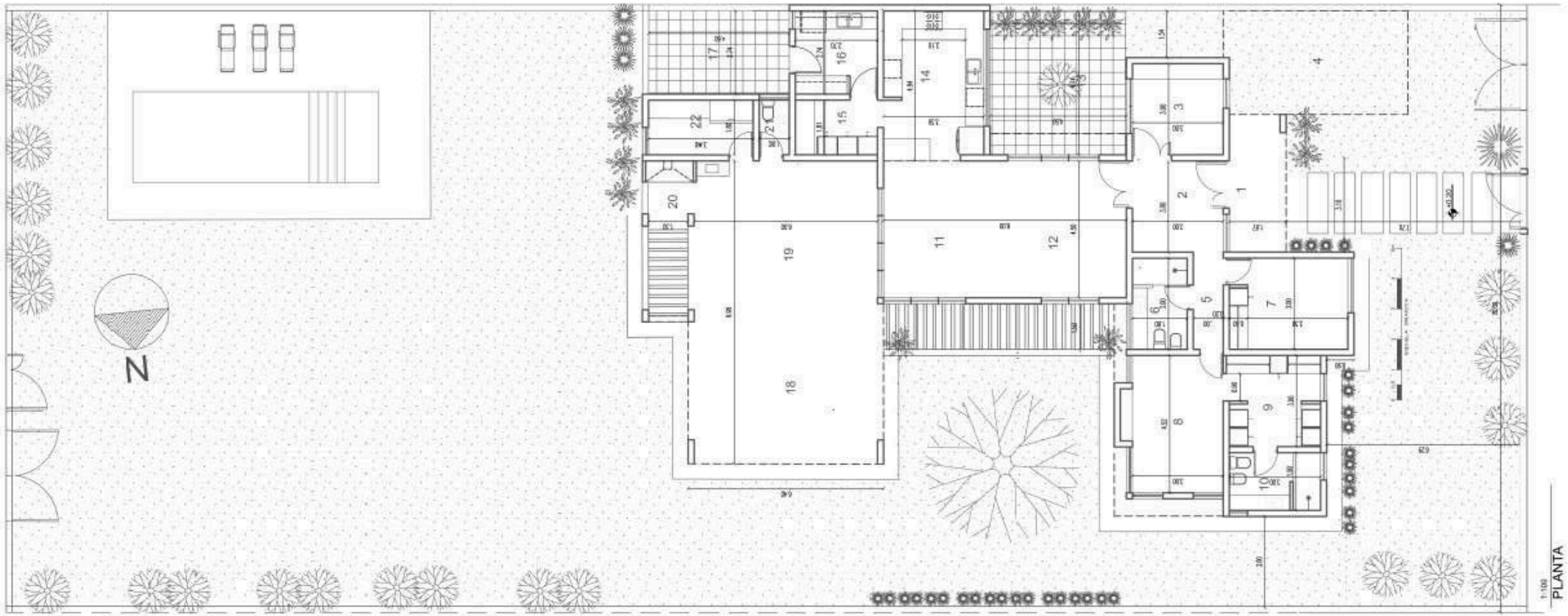

1. Acceso principal
2. Hall
3. Escritorio
4. Futura cochera
5. Pasillo
6. Baño social
7. Dormitorio
8. Dormitorio Principal
9. Vestidor
10. Baño en suite
11. Comedor
12. Estar
13. Patio interior
14. Cocina
15. Despensa
16. Lavadero
17. Patio de Servicio (tender)
18. Cochera
19. Galería
20. Asador
21. Baño

DExecutive Design Project – Single-Family Residence VP 2025

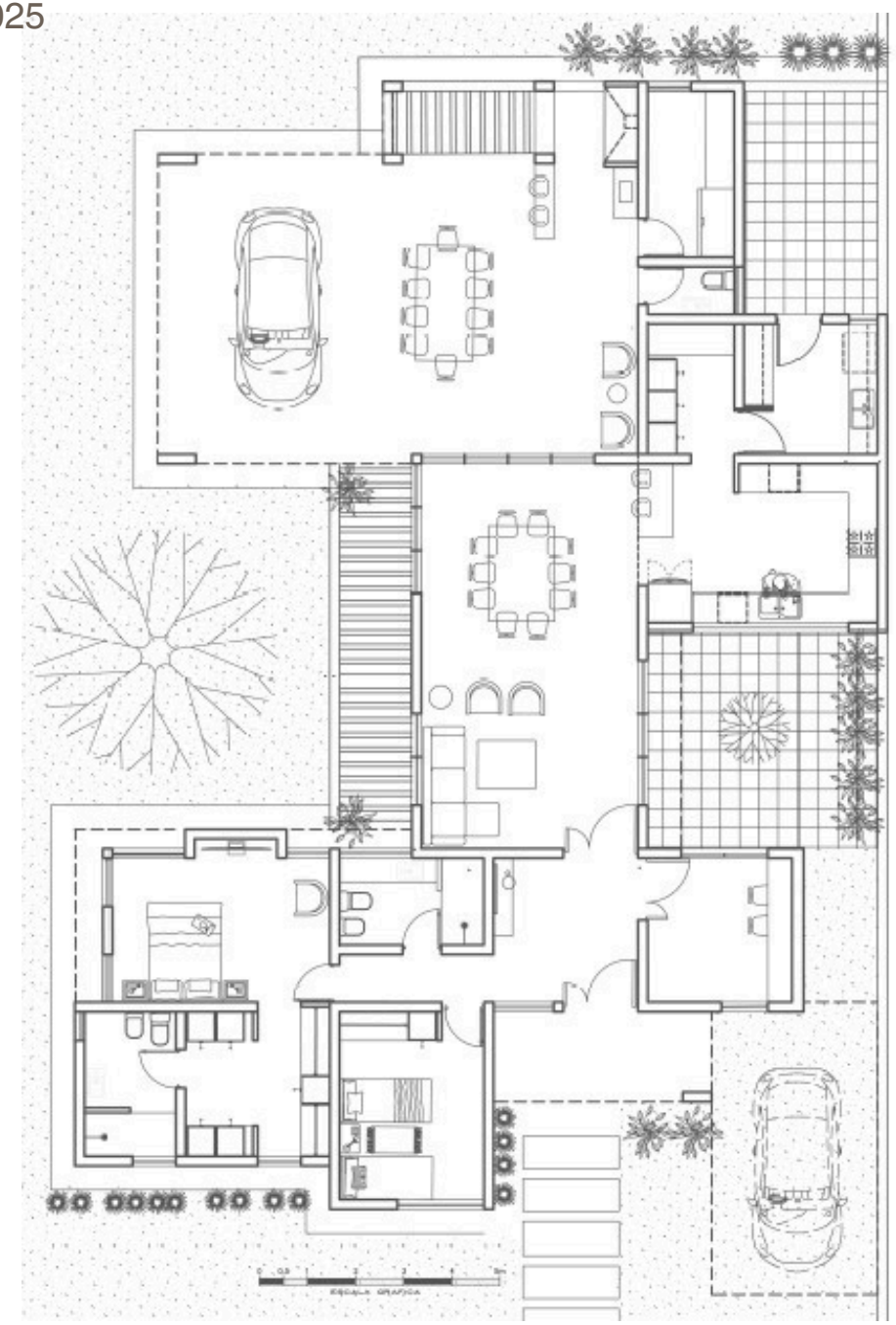

1



2



DExecutive Design Project – Single-Family Residence VP 2025

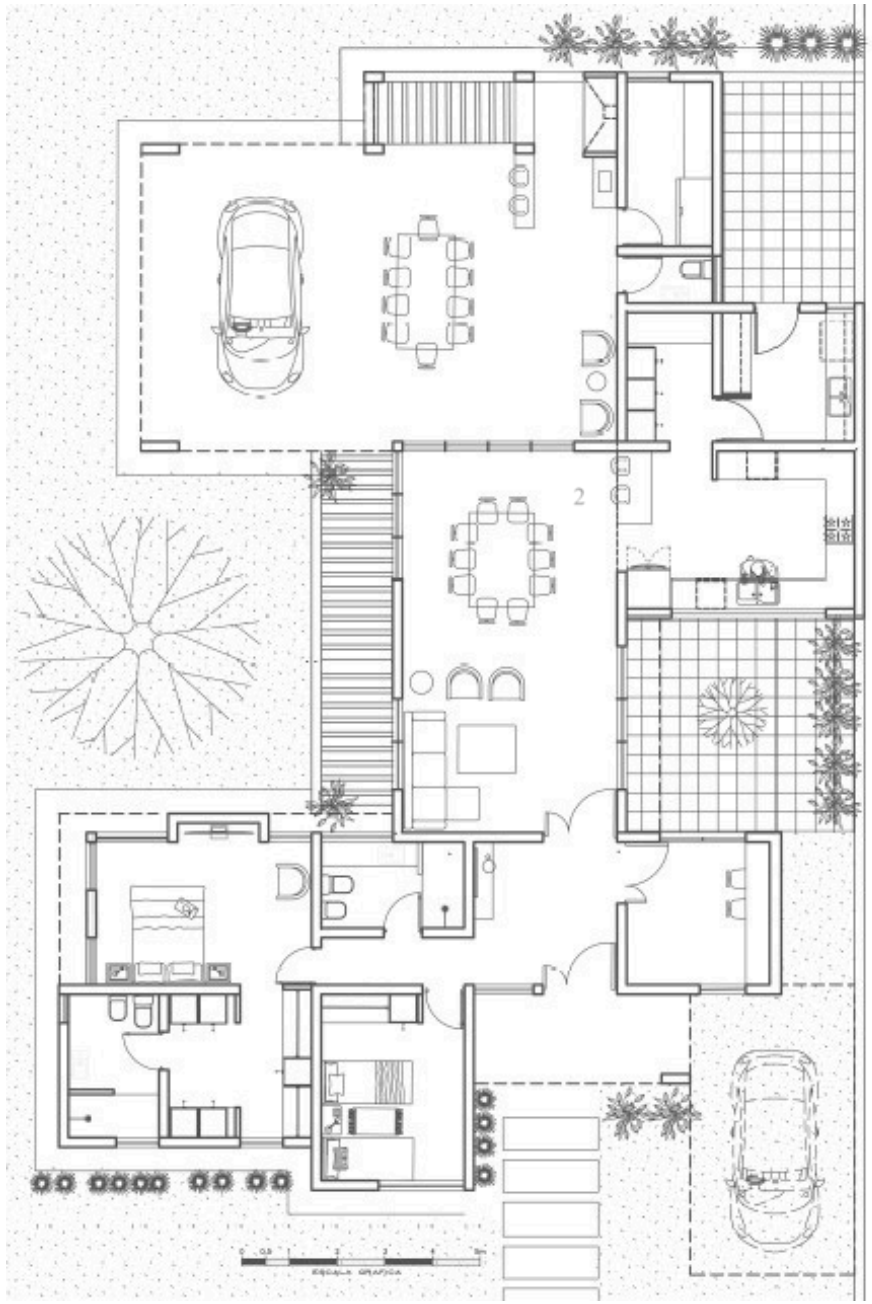

1



2



DExecutive Design Project – Single-Family Residence VP
2025

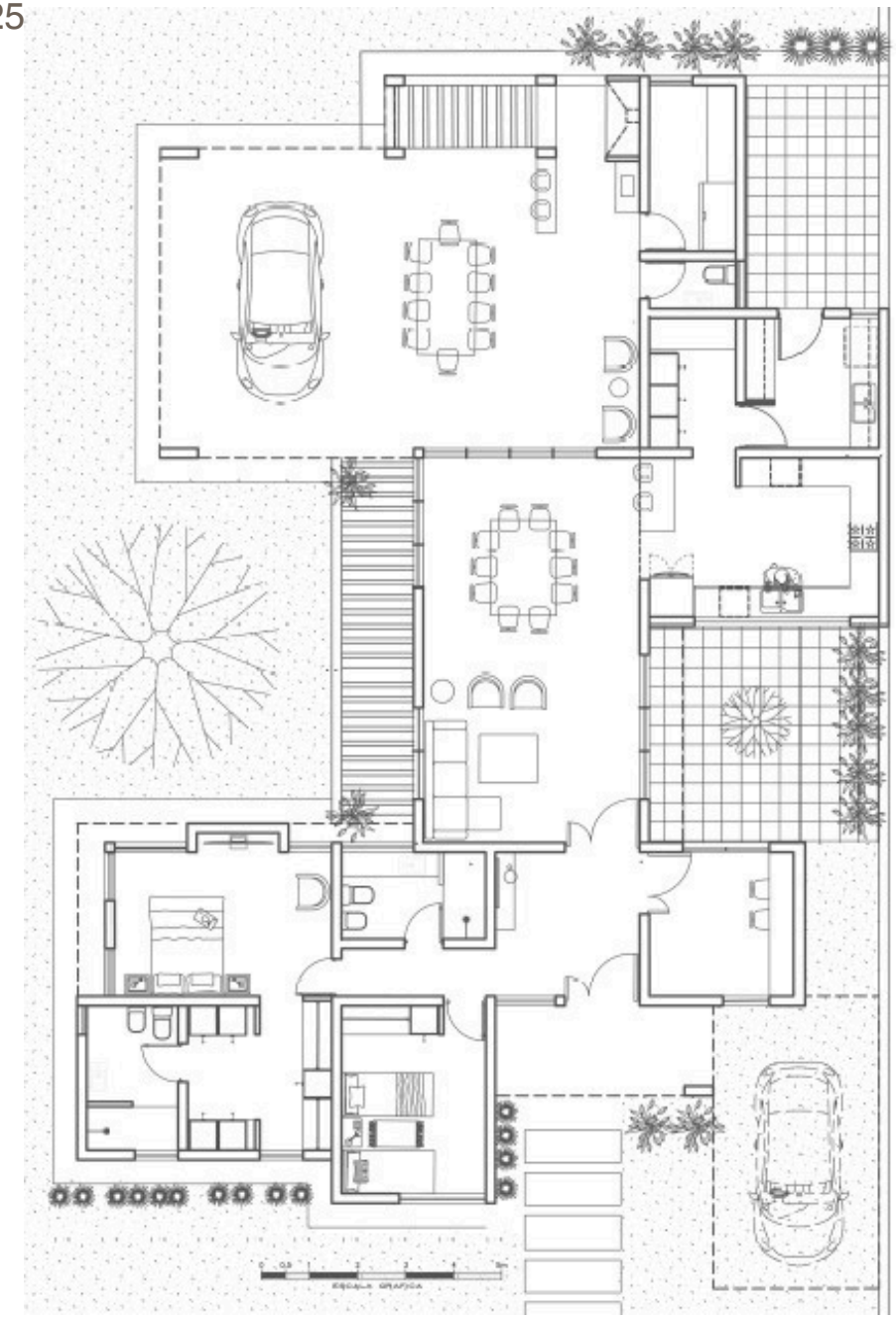

1



2

2

